

Carroll County Distribution Charts Document

A Sub-Document of the
Four-County Community
Health Needs Assessment 2004

73 Pages

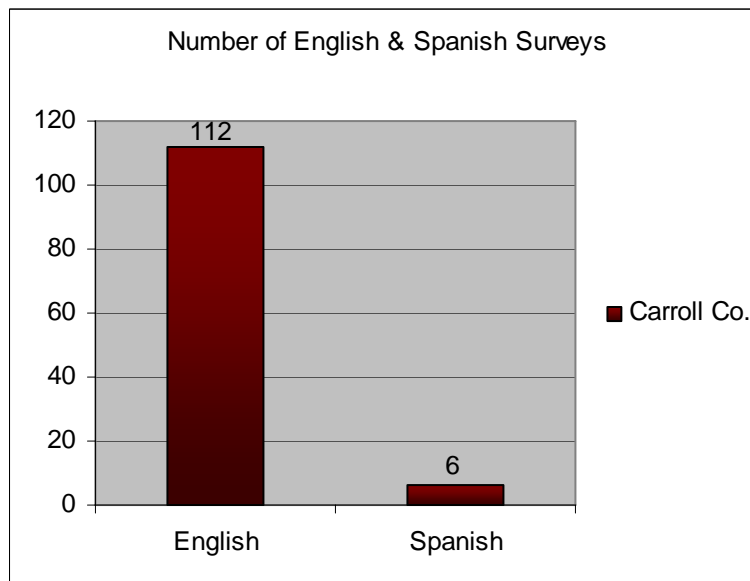
C.C.R.C.
Carroll County
Resource Council

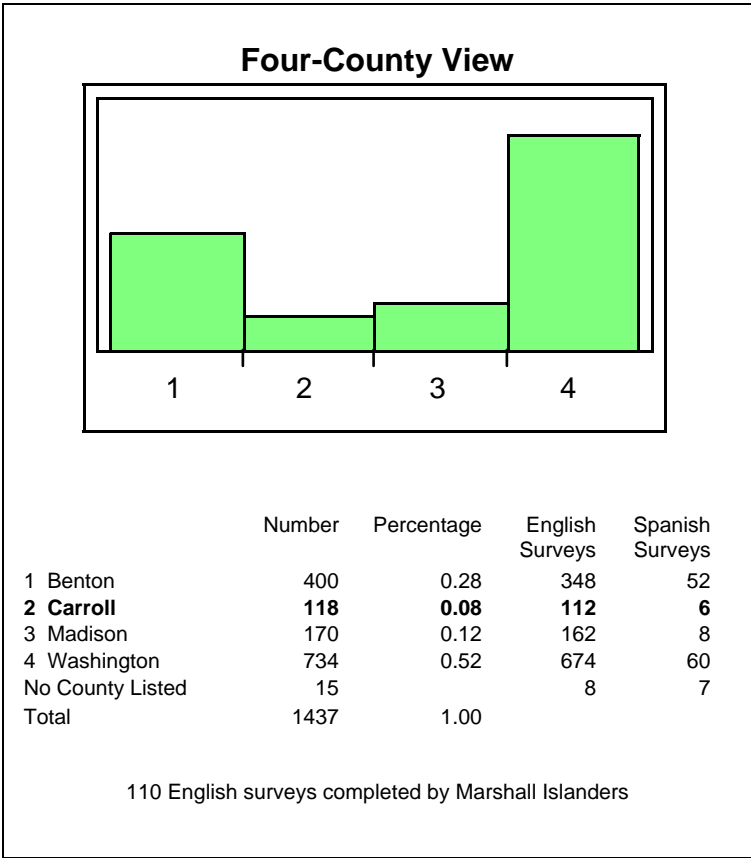
SEE "COUNTY RESPONSES" Or "CODEBOOK" FOR SPECIFIC QUESTION FORMAT

The question number and dataset code is listed in the left top portion of each graph or table.

1. Which county do you live in? 1-COUNTY


118 of the survey respondents say they live in Carroll County





DATA SORTED “as is” from DATASET

**Distributions
2-WTL**

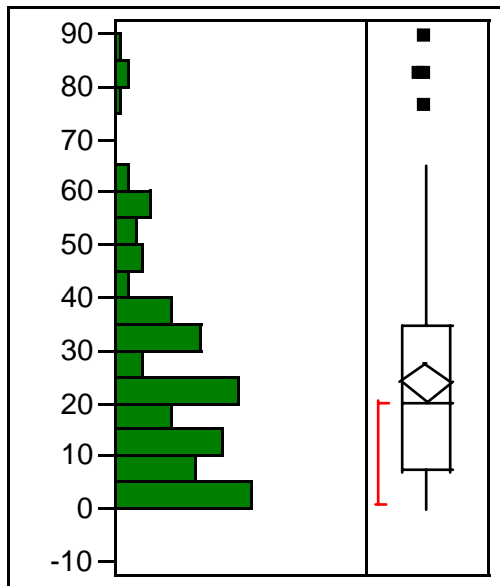


Frequencies

Level	Count	Prob
Berryville	54	0.51
Carroll	1	0.01
Dry Fork	1	0.01
Eureka Springs	10	0.09
Garfield	1	0.01
Grassy Knob	1	0.01
Green Forest	24	0.23
Holiday Island	7	0.07
Huntsville	2	0.02
Oak Grove	2	0.02
Osage	1	0.01
Rogers	1	0.01
Rudd	1	0.01
Total	106	1.00

N Missing
12
13 Levels

3-HLNA



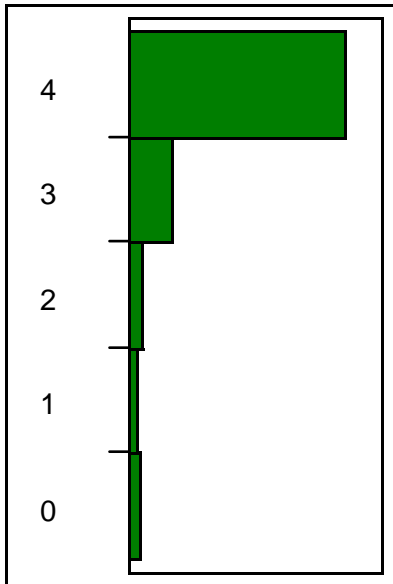
Quantiles

100.0%	maximum	89.00
99.5%		89.00
97.5%		82.00
90.0%		53.50
75.0%	quartile	34.25
50.0%	median	20.00
25.0%	quartile	7.00
10.0%		1.33
2.5%		0.45
0.5%		0.08
0.0%	minimum	0.08

Moments

Mean	23.7
Std Dev	20
Std Err Mean	1.87
upper 95% Mean	27.5
lower 95% Mean	20
N	114

4-MFP

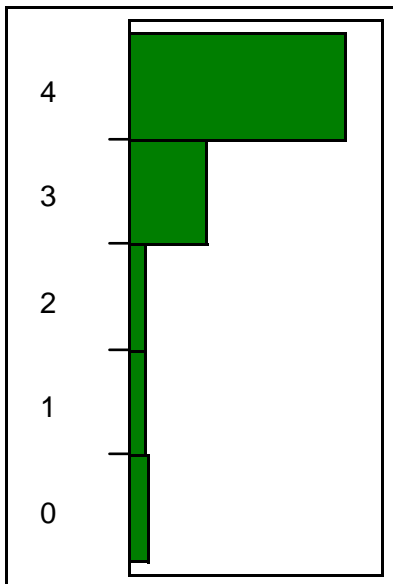


Frequencies

Level	Count	Prob
0	5	0.04
1	4	0.03
2	6	0.05
3	17	0.14
4	86	0.73
Total	118	1.00

N Missing
0
5 Levels

5-MEDC



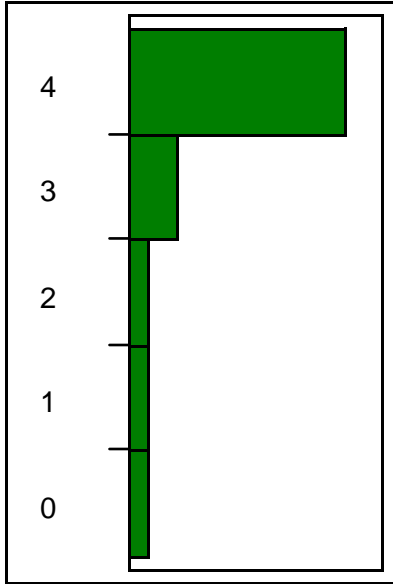
Frequencies

Level	Count	Prob
0	7	0.06
1	6	0.05
2	6	0.05

Level	Count	Prob
3	26	0.22
4	73	0.62
Total	118	1.00

N Missing
0
5 Levels

6-MOMC

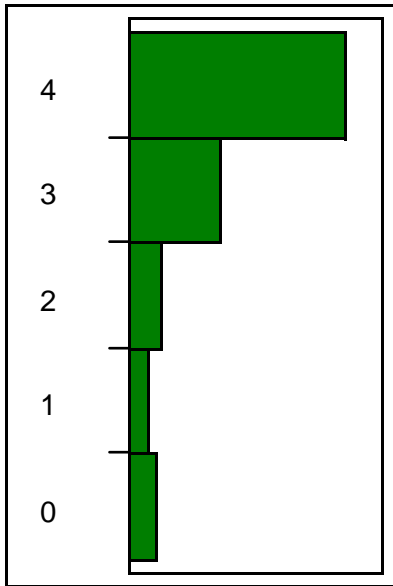


Frequencies

Level	Count	Prob
0	7	0.06
1	7	0.06
2	7	0.06
3	18	0.15
4	78	0.67
Total	117	1.00

N Missing
1
5 Levels

7-MODC

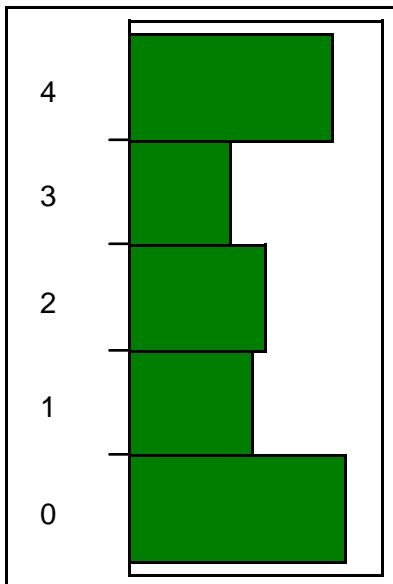


Frequencies

Level	Count	Prob
0	8	0.07
1	6	0.05
2	10	0.09
3	27	0.23
4	64	0.56
Total	115	1.00

N Missing
3
5 Levels

8-FDAM



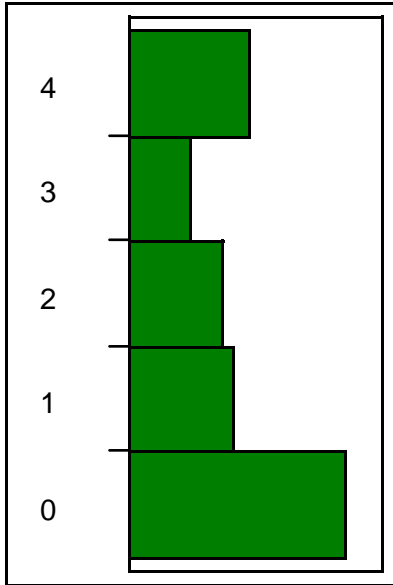
Frequencies

Level	Count	Prob
0	32	0.28
1	18	0.16
2	20	0.17
3	15	0.13

Level	Count	Prob
4	30	0.26
Total	115	1.00

N Missing
3
5 Levels

9-FDAF

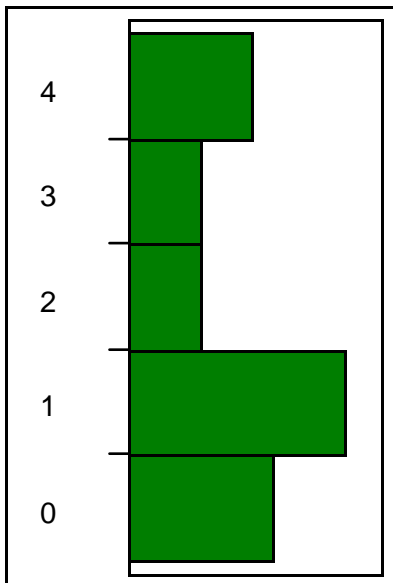


Frequencies

Level	Count	Prob
0	41	0.36
1	20	0.18
2	18	0.16
3	12	0.11
4	23	0.20
Total	114	1.00

N Missing
4
5 Levels

10-MDNI

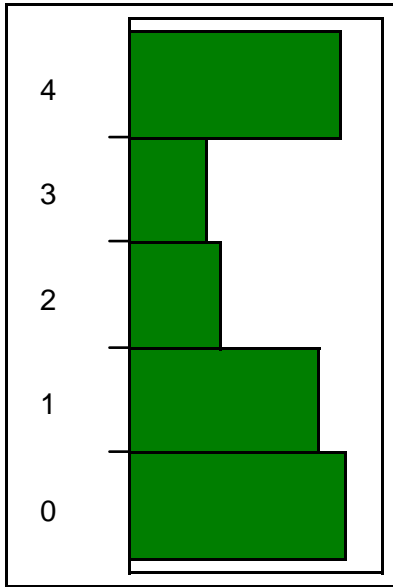


Frequencies

Level	Count	Prob
0	26	0.23
1	39	0.35
2	13	0.12
3	13	0.12
4	22	0.19
Total	113	1.00

N Missing
5
5 Levels

11-DNI

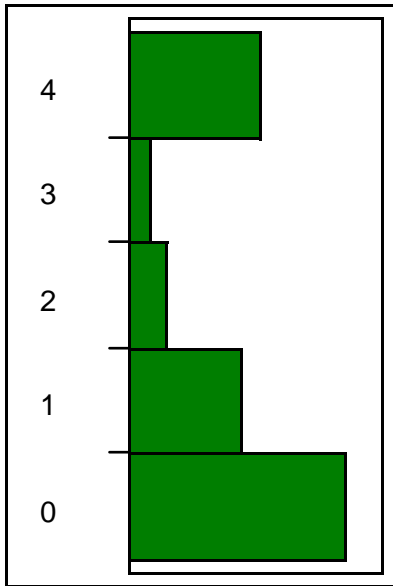


Frequencies

Level	Count	Prob
0	31	0.28
1	27	0.24
2	13	0.12
3	11	0.10
4	30	0.27
Total	112	1.00

N Missing
6
5 Levels

12-DNAF

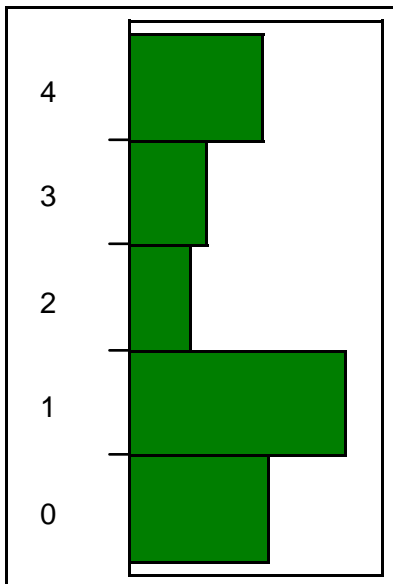


Frequencies

Level	Count	Prob
0	46	0.41
1	24	0.22
2	8	0.07
3	5	0.05
4	28	0.25
Total	111	1.00

N Missing
7
5 Levels

13-FDAD



Frequencies

Level	Count	Prob
0	25	0.22
1	39	0.35
2	11	0.10
3	14	0.12

Level	Count	Prob
4	24	0.21
Total	113	1.00

N Missing
5
5 Levels

14-MIMC Frequencies

Level
#4-5
#5

\$ for ongoing medical costs.

Soe families fall between the cracks whe it comes to insurance/ medicaid coverage.
2

A doctor that you can trust
Affordable insurance for self-employed
All of the medical care is important because a lot of people can't afford medical care
Children
Cost of medication
Doctors--hospital--need it despite of cost.
Don't know
Dr's office visits and lab fees not covered by insurance. The uninsured and uninsurable. Keeping the doors of our hospital open.
Dr. visits very expensive.

Prescriptions out of sight

Not many free samples of medicine available.
Drug addiction of all kinds. Cancer patients and needs of babies. Need a better burn unit.
Emergency Room cost - The cost is too high for the service you receive and our insurance company don't provide enough coverage for the cost.
Emergency care.
Emergency or hospital costs.
For older people, cheaper prices for medications.
I don't know.
I see a lot of kids with bad teeth and even more adults. I think a good smile is important for a self image, and if you have to have somethin' to your teeth done and your teeth are causing pain usally it's too bad.
I'm not very involved with many medical issues
Kid's health cost (we don't want to lose our kids because of the cost of doctors and medicine).
Long term care - mostly self maintained (no government)
Many people can't afford the cost.
Medicaid - I recently found out that I was pregnant. I was without insurance and on a low income.
Medical costs for prescriptions. Some people are on fixed income.
Medicare and Medicaid needs.
Mental health and education for chronic conditions, such as diabetes, COPD, Hypertension etc.
No comment
Not enough funding to help our senior citizens
Not sure
Older generation medical clinics

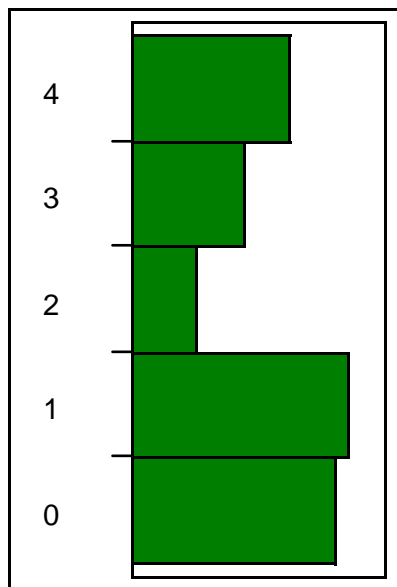
Prescriptions

Ongoing medical care, social security is not sufficient.
Prescription-because costs have greatly increased and often more than there is money for.
Prescription cost - I know that elderly and less fortunate families need help filling scrips.
Prescription drug costs
Prescription drugs because high cost makes necessary drugs unavailable to uninsured
Prescription too costly
Prescription- older folks need help with money for prescriptions; can't afford to live.
Prescriptions - If you are on social security - don't get sick at the end of the month! Too many older people or families with children must balance food costs, etc. with prescription costs.
Prescriptions [illegible] for elderly
Prescriptions, those falling through the cracks
Rising cost of insurance with decreased coverage
Rising first visit cost at clinics and high prescription cost. We need solutions to reduce cost of prescriptions for the elderly population.
Rx costs
We are fighting with medical expense we went file bankruptcy to keep our home. Husband found that got cancer.
Will not seek emergency medical care because of being so costly
Yearly health check-ups are too costly.
a new hospital
all hospital stays and services are expensive
all the above
atencion medica de emergencia

Level
 care for the elderly!
 cost of medicines. Prices are ridiculously high. We are a low income county. Sometimes you have to choose between getting prescriptions filled & buying food.
 dental care
 emergency room care-because of cost.
 emts; safety time
 general care-preventive med most important
 health insurance and some dental insurance. People will not seek a doctor's help because they can't afford to see him. Also people have very bad teeth here because of not be able to afford it.
 hospital
 insurance is not available to all
 lack of money for ongoing medical care
 medical costs for any senior citizens
 medical insurance--no one has it
 medicine
 meds increase price
 money for ongoing medical care
 no comment
 not sure
 pay for sr
 prescription drugs
 prescription for elderly uninsured people
 prescription medication cost
 prescriptions are very important for the whole community, especially the elderly
 prescriptions because of cost
 prescriptions because they are so costly
 prescriptions cannot due on payment plan
 prescriptions--because of cost.
 prevention medical care is not throught to be important to many parents.
 surgery
 the office visits
 top quality hospital and medical care
 Total

N Missing
 34
 82 Levels

15-APC



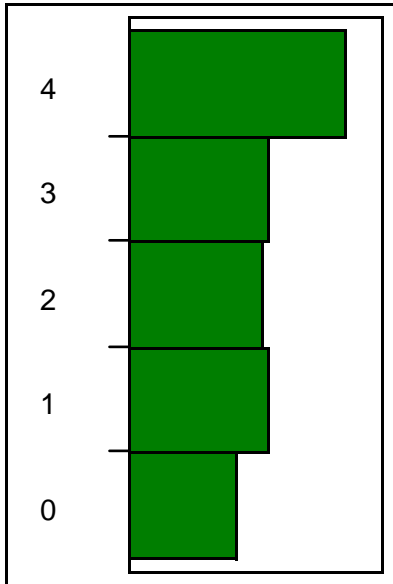
Frequencies

Level	Count	Prob
0	31	0.27
1	33	0.29
2	10	0.09
3	17	0.15
4	24	0.21

Level	Count	Prob
Total	115	1.00

N Missing
3
5 Levels

16-APUT

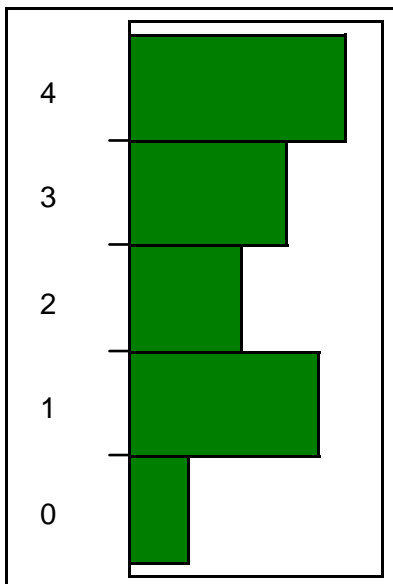


Frequencies

Level	Count	Prob
0	17	0.15
1	22	0.19
2	21	0.18
3	22	0.19
4	34	0.29
Total	116	1.00

N Missing
2
5 Levels

17-AHCS

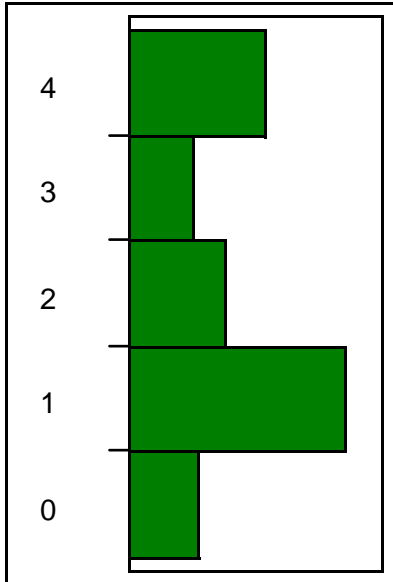


Frequencies

Level	Count	Prob
0	9	0.08
1	29	0.26
2	17	0.15
3	24	0.21
4	33	0.29
Total	112	1.00

N Missing
6
5 Levels

18-APRT

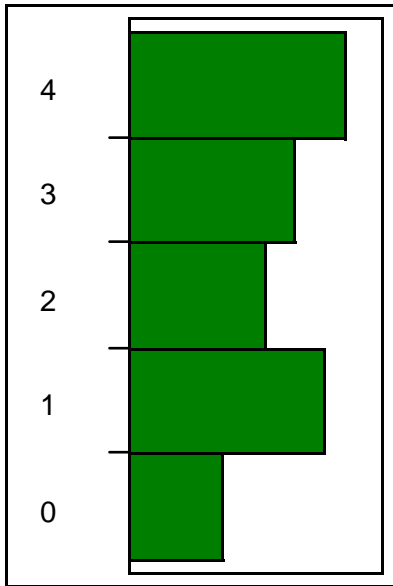


Frequencies

Level	Count	Prob
0	14	0.12
1	43	0.37
2	19	0.16
3	13	0.11
4	27	0.23
Total	116	1.00

N Missing
2
5 Levels

19-AHCC

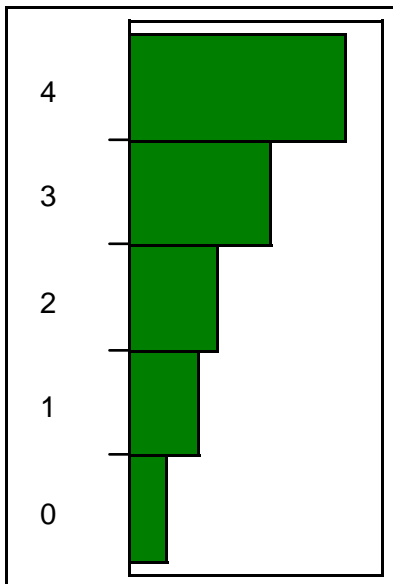


Frequencies

Level	Count	Prob
0	13	0.12
1	27	0.24
2	19	0.17
3	23	0.21
4	30	0.27
Total	112	1.00

N Missing
6
5 Levels

20-ATAP



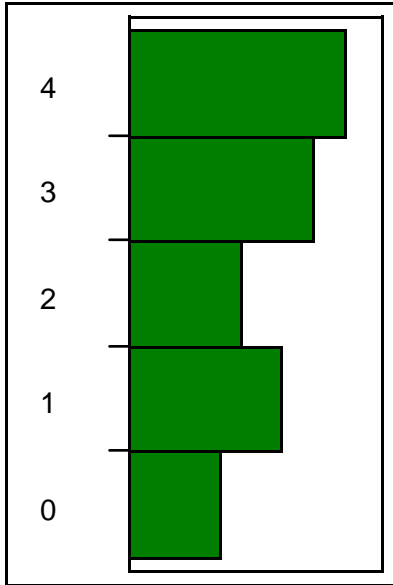
Frequencies

Level	Count	Prob
0	8	0.07
1	14	0.12
2	18	0.16
3	29	0.26

Level	Count	Prob
4	44	0.39
Total	113	1.00

N Missing
5
5 Levels

21-ATD

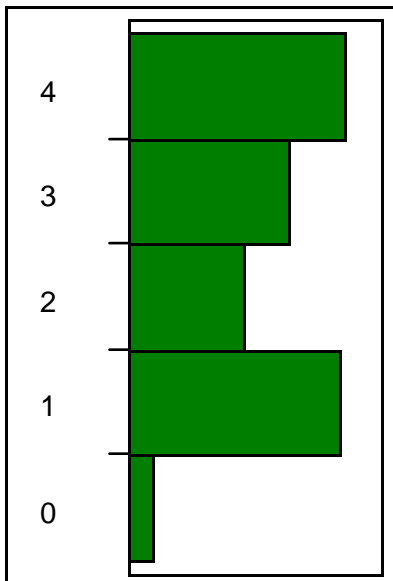


Frequencies

Level	Count	Prob
0	14	0.12
1	23	0.20
2	17	0.15
3	28	0.24
4	33	0.29
Total	115	1.00

N Missing
3
5 Levels

22-AHS

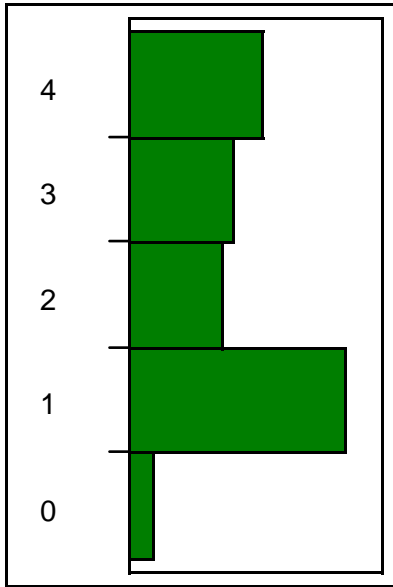


Frequencies

Level	Count	Prob
0	4	0.04
1	33	0.29
2	18	0.16
3	25	0.22
4	34	0.30
Total	114	1.00

N Missing
4
5 Levels

23-ATPH

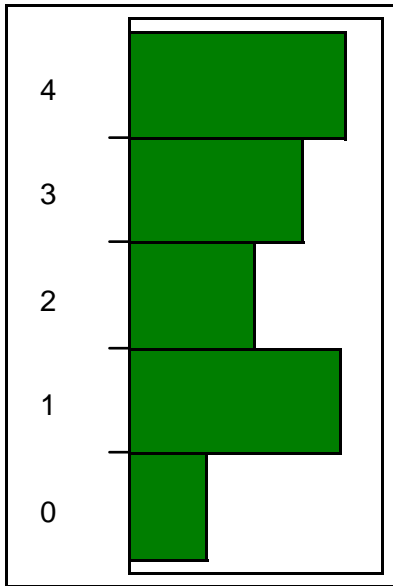


Frequencies

Level	Count	Prob
0	5	0.04
1	44	0.38
2	19	0.16
3	21	0.18
4	27	0.23
Total	116	1.00

N Missing
2
5 Levels

24-ADC

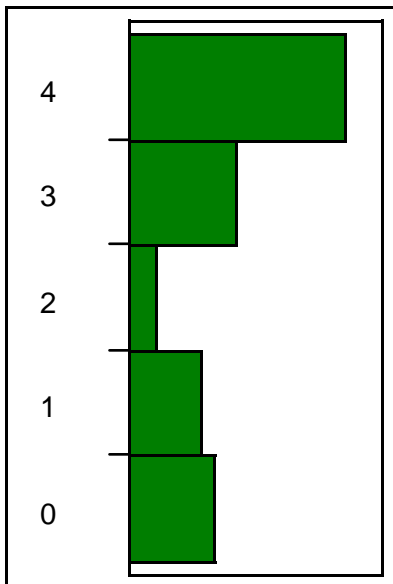


Frequencies

Level	Count	Prob
0	11	0.10
1	30	0.26
2	18	0.16
3	25	0.22
4	31	0.27
Total	115	1.00

N Missing
3
5 Levels

25-AAAL



Frequencies

Level	Count	Prob
0	19	0.17
1	16	0.14
2	6	0.05
3	24	0.21

Level	Count	Prob
4	48	0.42
Total	113	1.00

N Missing
5
5 Levels

26-MIAH Frequencies

Level
#21--no access to mammograms in berryville that I'm aware of, #25 most housing for the elderly is astromonical in cost ANYWHERE!
#25 - elderly need help
#25 we all get older
2
Access to health care clinics--because you receive most of your health care there.
Affordable care-hospital doctor
Aging population facing inadequate care for those who want to remain independent.
Doctors who don't spend enough time.
Don't know
Education regarding prevention, what is an emergancy
Elderly transportation.
Eureka Springs needs a grant for a new hospital
Having the elderly care affordable because it is not affordable.
Health care
Health care clinic - Not one in our area that accepts our insurance provider.
Hospital is outdated and very small
Hospital services
I believe E.S. needs a small hospital for emergencies.
I can't afford to get my teeth pulled and get new dental
I have
I'm not involved with these matters
Impatient hospice care
Long waits when sick and appointments may be days away
Need more walk in clinic--so you do not have to wait 2 or 3 days when you are sick.
Not enough dentist that will see ARKids or have enough appointments
Not sure
Our 911 system should be working, All of us rely on it
People paying for their medicine
There is no public transportatio to speak of here.
Timely access
Transportation
Transportation - People have trouble getting there and back.
Unavailbility of treatment options, lack of info. About options in health care services
able to afford
acceso a farmacias en domingo cuando uno esta eneermo
access to health care clinics. Because you receive most of your health care there.
access to specialists.
adequate and timely access to a physician
all is important because a lot of people don't have access to care and can't get to one.
all the above but it needs to be publicized
all--access not avabilitale [?!!!]
assisted living-not enough provided in this area.
care for the elderly [illegible]
cost
don't know
education to adults on positive benefits of prevention
elderly
general hospital--covers all
its pretty much impossible to see a Dr if some concern arises today. You have to be on a waiting list which means sitting in a waiting room for long periods.
lack of money or insurance for majority of people in carroll county to go to dr.
major time off work to wait for Doctor appointments
money for health care
most important is people who need care and don't have the money
n/a
na
need buses and taxis
no comment
not sure
people who don't fall into convenient categories, e.g. those forced to retire at 62 who do not qualify for medicare full 65
public transportation
public transportation-Not available

Level

tests so you don't have to drive a long way

the health care for the elderly.

time; emergencies

to have a plan that covers prescription drugs. As one grows older costs get much higher and income is reduced.

transportation

transportation. It's hard for folks to get around in our county. There is one taxi service & its in Eureka Springs. We do have a very good senior

center & we have two transportation services.

unavailability of treatment options, and lack of information about options in health care services.

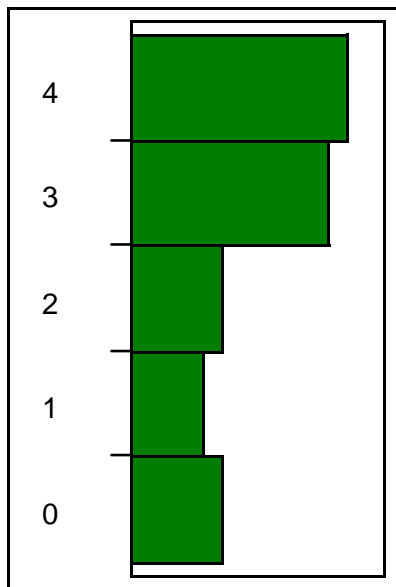
Total

N Missing

47

68 Levels

27-AOLD



Frequencies

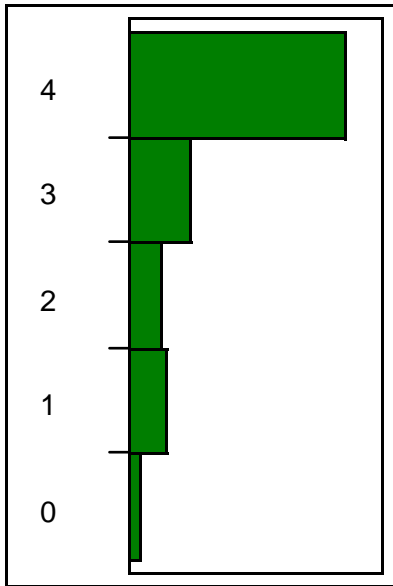
Level	Count	Prob
0	15	0.14
1	12	0.11
2	15	0.14
3	33	0.30
4	36	0.32
Total	111	1.00

N Missing

7

5 Levels

28-CSSS

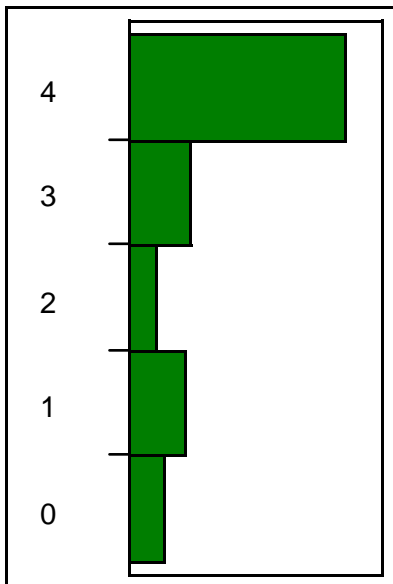


Frequencies

Level	Count	Prob
0	4	0.04
1	12	0.11
2	10	0.09
3	19	0.17
4	66	0.59
Total	111	1.00

N Missing
7
5 Levels

29-DIAB



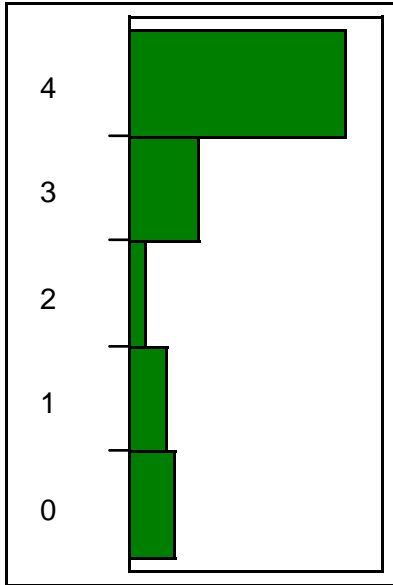
Frequencies

Level	Count	Prob
0	10	0.09
1	16	0.14
2	8	0.07
3	17	0.15

Level	Count	Prob
4	60	0.54
Total	111	1.00

N Missing
7
5 Levels

30-HEDI

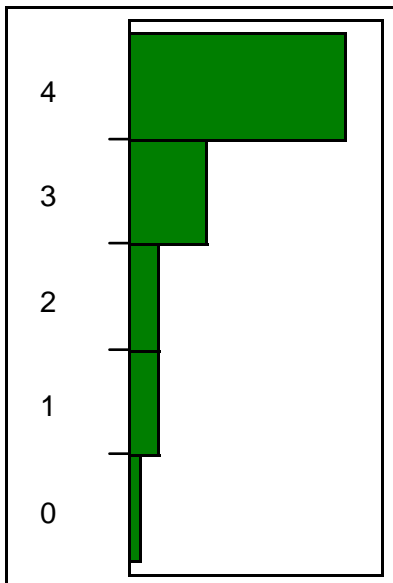


Frequencies

Level	Count	Prob
0	13	0.12
1	11	0.10
2	5	0.05
3	20	0.18
4	61	0.55
Total	110	1.00

N Missing
8
5 Levels

31-WEPR

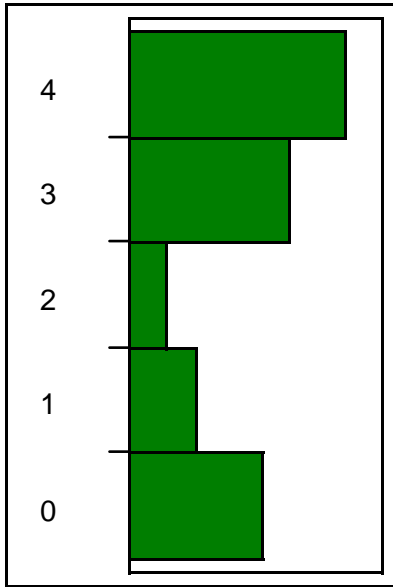


Frequencies

Level	Count	Prob
0	4	0.04
1	9	0.08
2	9	0.08
3	24	0.21
4	66	0.59
Total	112	1.00

N Missing
6
5 Levels

32-OSTE

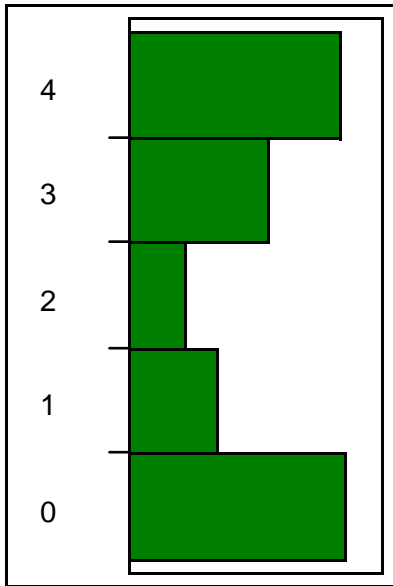


Frequencies

Level	Count	Prob
0	24	0.22
1	12	0.11
2	7	0.06
3	29	0.26
4	39	0.35
Total	111	1.00

N Missing
7
5 Levels

33-STD

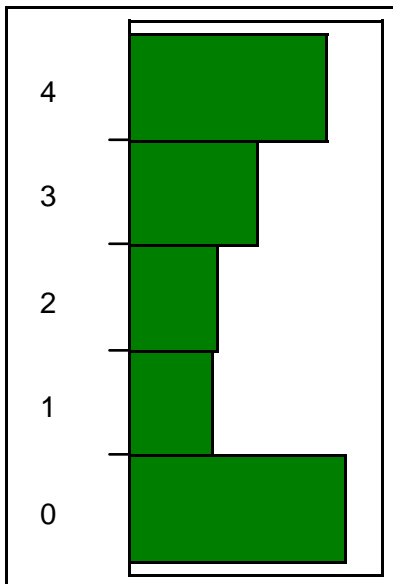


Frequencies

Level	Count	Prob
0	34	0.30
1	14	0.13
2	9	0.08
3	22	0.20
4	33	0.29
Total	112	1.00

N Missing
6
5 Levels

34-HIV



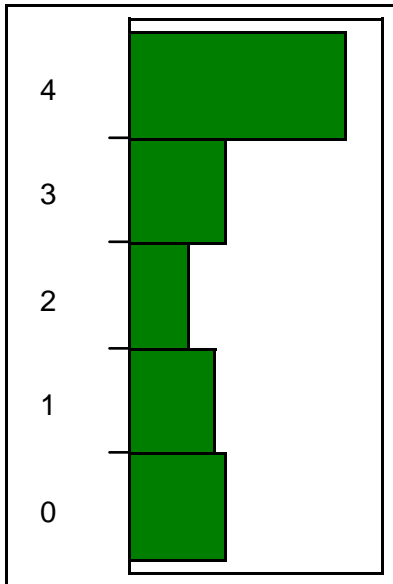
Frequencies

Level	Count	Prob
0	34	0.30
1	13	0.12
2	14	0.13
3	20	0.18

Level	Count	Prob
4	31	0.28
Total	112	1.00

N Missing
6
5 Levels

35-SMTO

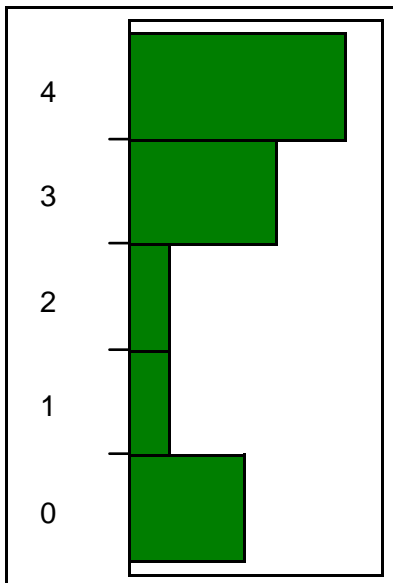


Frequencies

Level	Count	Prob
0	19	0.17
1	17	0.15
2	12	0.11
3	19	0.17
4	43	0.39
Total	110	1.00

N Missing
8
5 Levels

36-STRO

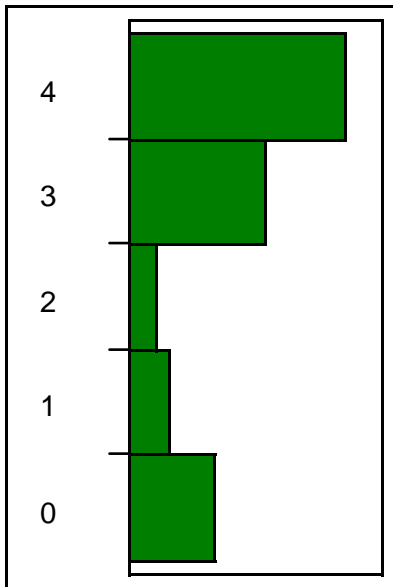


Frequencies

Level	Count	Prob
0	23	0.21
1	8	0.07
2	8	0.07
3	29	0.26
4	43	0.39
Total	111	1.00

N Missing
7
5 Levels

37-ALZH

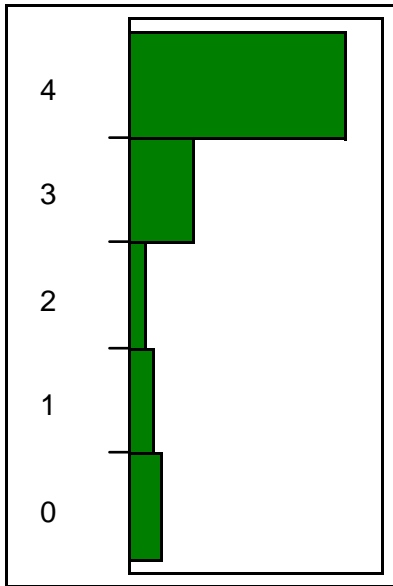


Frequencies

Level	Count	Prob
0	19	0.17
1	9	0.08
2	6	0.05
3	30	0.27
4	48	0.43
Total	112	1.00

N Missing
6
5 Levels

38-CANC



Frequencies

Level	Count	Prob
0	10	0.09
1	8	0.07
2	5	0.05
3	20	0.18
4	68	0.61
Total	111	1.00

N Missing

7

5 Levels

39-MIPH

Frequencies

Level

#28, #34 we live in an area where this could be a major issue, #31 our government should outlaw presweetened cereals and salty fast food snacks
#31

2

70% pop. Over 65 years

Again, issues related to aging population as well as lifestyle choices.

All #4's are most important

All medical problems are of huge importance

Cancer

Cancer - it runs in my family.

Cancer--have no doctors in this area without out traveling 60 miles or more.

Cigarette smoking

Cigarette smoking, public uses too much.

Cost for all testing not always covered by insurance if coded by doctor or hospital - S/B coded for insurance and then affordable by patient who needs treatment.

Diabetes and heart disease (leading causes of death).

Frequent cancer cases.

HIV

HIV. We have a high population of drug users & a big population of gays & lesbians.

Heart disease

Cancer

Heart disease--not enough care in this area.

I do not understand the question, I don't know how many people have these disorders in my community

I have several family members that have to go out of town to receive medical care due to being veterans

Just the raising cost of health care.

Keeping older people in their home. Most effective money saving.

Not sure

Not sure.

Prevention education and use of natural and dietary measures

Prevention so that these people don't end up with any of the above

Level

Sex transmitted disease--not enough education provided by schools or parents.

Smoking - a lot of people smoke.

Smoking not only affects the smoker but the people around

Smoking, excess weight, lack of physical exercise, too much fat in diet, not enough water consumed.

These are all important in our county.

Weight, Time to exercise with small children and no healthcare

all

all are important

all are problems because they all need attention and be treated.

all of the above are important to all people who have one of the problems listed

all the above

cancer

cancer (more people contracting cancer even myself.

cancer--more people diagnosis with it.

cancer-so prevalent

cancer. More people diagnosis with it.

diabetes and cancer seem to be affecting so many people in this area.

heart Disease-Wide spread

heart disease, congestive heart disease, obesity

lack of hospital

major care for alzheimers grandparent

mental health; fibromialgia

no comment

not sure

nutrition education at all ages and in health care for various illnesses

prescription med.

providing quality emergency and hospital care.

smoking

smoking, alcohol and obesity are the causes of most of the health issues facing us.

treatment availability; personal safety and well being

we have become an obese society, which affects all other health problems, we need to become more active.

weight problems

young working individuals with no insurance

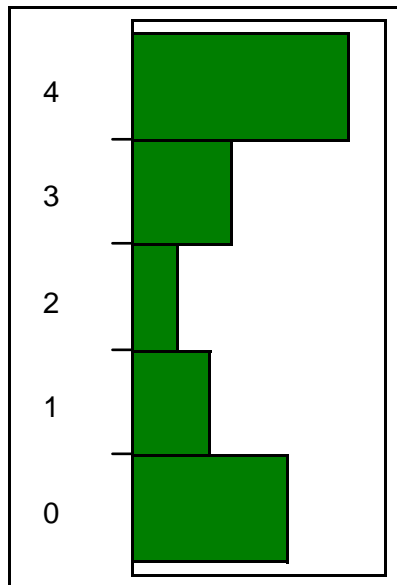
Total

N Missing

53

60 Levels

40-AAPS

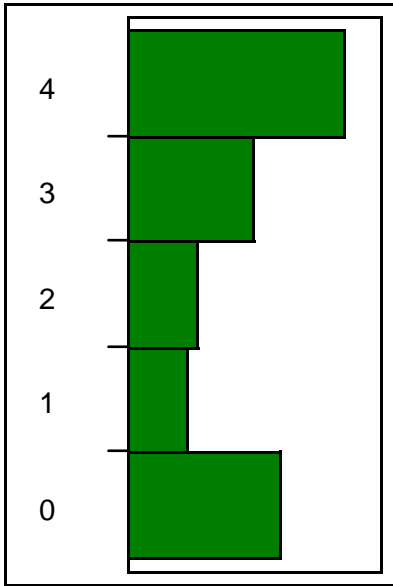


Frequencies

Level	Count	Prob
0	30	0.26
1	15	0.13
2	9	0.08
3	19	0.17
4	42	0.37
Total	115	1.00

N Missing
3
5 Levels

41-AACS

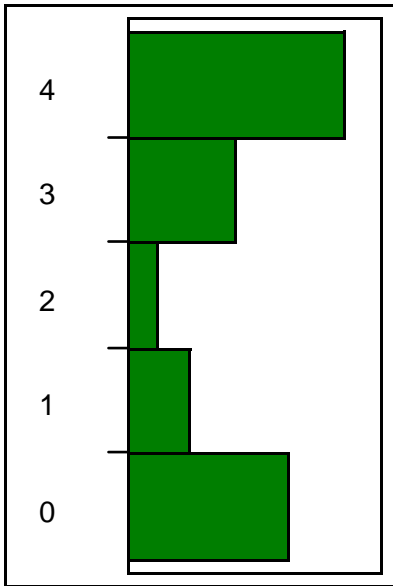


Frequencies

Level	Count	Prob
0	28	0.24
1	11	0.10
2	13	0.11
3	23	0.20
4	40	0.35
Total	115	1.00

N Missing
3
5 Levels

42-EMHS

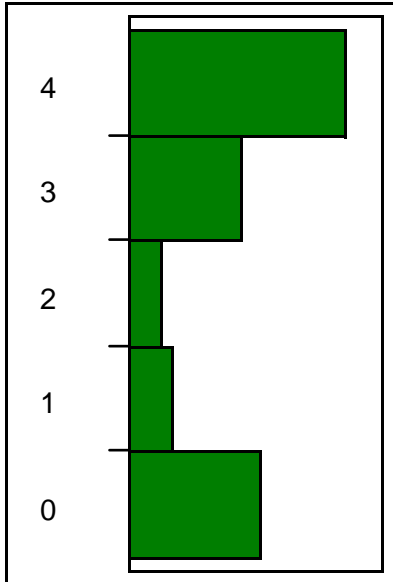


Frequencies

Level	Count	Prob
0	31	0.28
1	12	0.11
2	6	0.05
3	21	0.19
4	42	0.38
Total	112	1.00

N Missing
6
5 Levels

43-HRSS

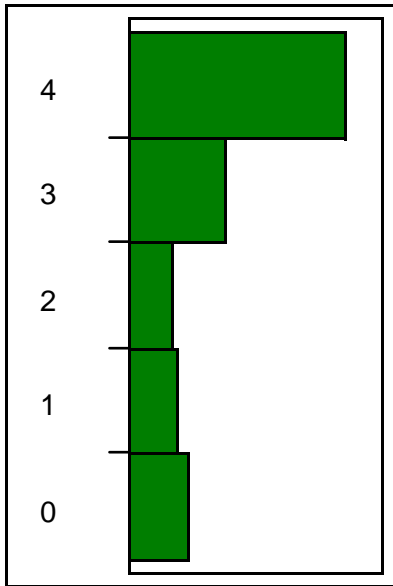


Frequencies

Level	Count	Prob
0	28	0.25
1	9	0.08
2	7	0.06
3	24	0.21
4	46	0.40
Total	114	1.00

N Missing
4
5 Levels

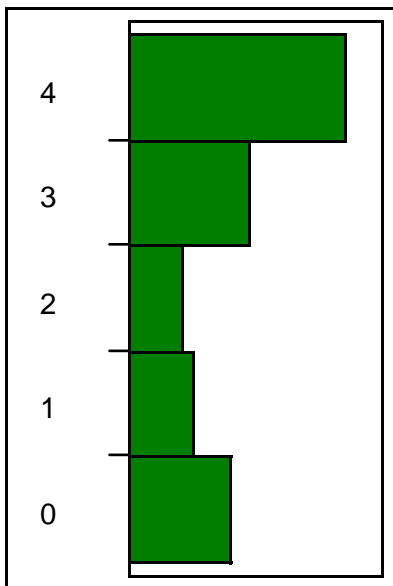
44-ALCO



Frequencies

Level	Count	Prob
0	15	0.13
1	12	0.10
2	11	0.09
3	24	0.21
4	54	0.47
Total	116	1.00
N Missing	2	
2		
5 Levels		

45-AAAT

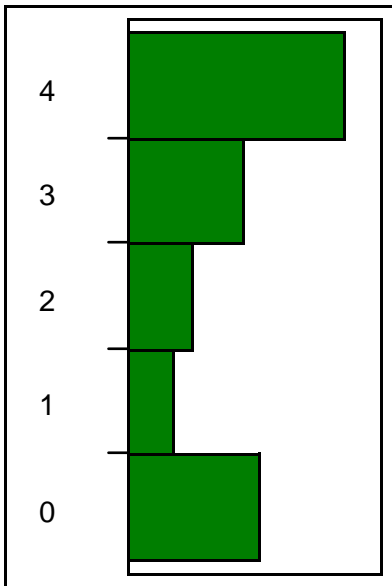


Frequencies

Level	Count	Prob
0	20	0.18
1	13	0.12
2	11	0.10
3	24	0.22
4	43	0.39
Total	111	1.00

N Missing
7
5 Levels

46-ANXD

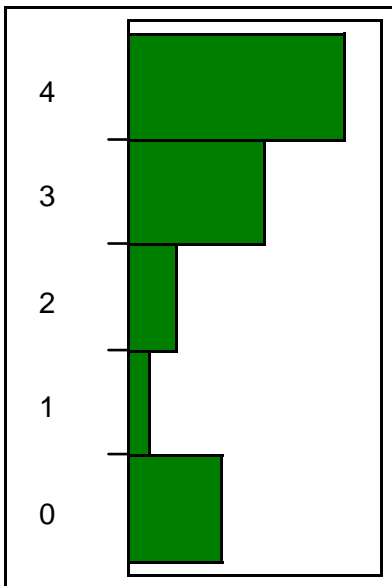


Frequencies

Level	Count	Prob
0	26	0.23
1	9	0.08
2	13	0.11
3	23	0.20
4	43	0.38
Total	114	1.00

N Missing
4
5 Levels

47-DEPR

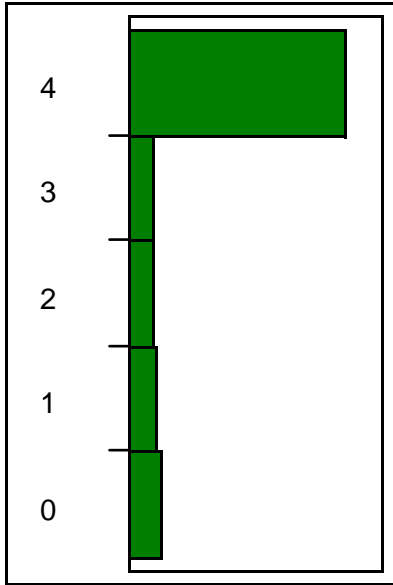


Frequencies

Level	Count	Prob
0	21	0.18
1	5	0.04
2	11	0.10
3	30	0.26
4	48	0.42
Total	115	1.00

N Missing
3
5 Levels

48-SUAB

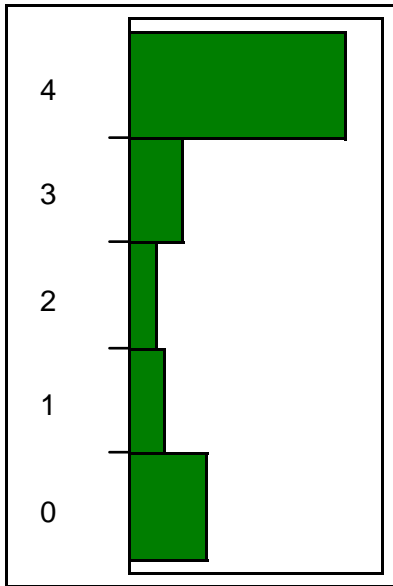


Frequencies

Level	Count	Prob
0	12	0.10
1	10	0.09
2	9	0.08
3	9	0.08
4	76	0.66
Total	116	1.00

N Missing
2
5 Levels

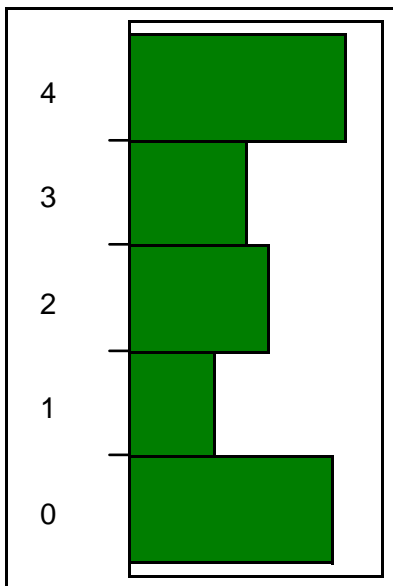
49-AASS



Frequencies

Level	Count	Prob
0	22	0.19
1	10	0.09
2	8	0.07
3	15	0.13
4	61	0.53
Total	116	1.00
N Missing	2	
5 Levels		

50-SUIC



Frequencies

Level	Count	Prob
0	31	0.27
1	13	0.11
2	21	0.18
3	18	0.16
4	33	0.28
Total	116	1.00

N Missing
2
5 Levels

51-MIMH Frequencies

Level
#46 ?

#48 is probably worst, not sure enough about any treatment facilities
2

Al. and drug dependency- it affects everyone

Alcohol and depression - quite a few get depressed and the drug issue.

Alcohol use of adolescents

Bo emergency mental health in area (probably not needed); major substance abuse problem in area.

Counseling services (so that people that want help can get it or for people that have to be forces to get help).

Don't know

Drug and substance abuse is a major problem

Drugs and drinking--availability and using of drugs

Education! Prevention

Family and community assistance.

Great lack of facilities and affordable care

Hispanic population-alcohol leads to other problems

Housing or residential

Mental health service - Our insurance provider not provide coverage.

Meth labs

Meth takes the lead - you all are helpless.

Not sure

Once you are diagnosed no insurance will cover mental disease and if you work your spouse is not eligible for government programs as you have an income.

Sub. Abuse has become a huge prob. It affects families well being financially and causes other family problems.

Substance abuse

Psychological, psychiatric services not available generally (or limited)

Substance abuse - so much of it here.

Substance abuse/Large part of 16-30 year olds involved in drugs.

Suicide

Suicide is the worst - there should be more open awareness about it.

Treatment services

We need to be training our schools and all their employees to educate children on the drug abuse and alcohol abuse problems that will occur due to the abuse of affordable

again lack of these issues need attention

all the above

availability; other citizens

communication between e.s. and b-ville health centers

cost, people unable to seek needed care

decrease inpt facility; increase rates for md

depression and mental disorders of any type is hard to find good access to

depression leads to suicide

depression,alcoholism

do not know

don't know

drug abuse & alcoholism. Our sheriff's department has busted up 27 meth labs this year.

drug abuse--too available.

drug usage among children

drugs

drugs and drinking. Availability and using of drugs

durgs- widely used and easily obtained

el abuso de drogas

lack of facility for patients.

na

no comment

not enough counseling services.

not sure

regional care can work here

substance

substance abuse

substance abuse to many people on durgs

substance and alcohol abuse--need more and better treatments

taken care of

these all are important because our health is important.

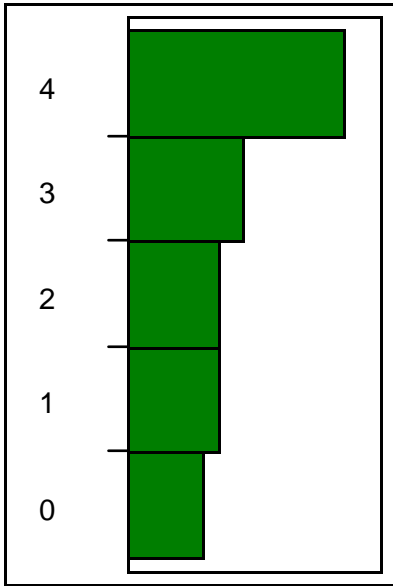
ways to search out those who need these services

youth engage in excessive alcohol use and meth labs are the fastest growing industry in this area

Total

N Missing
53
62 Levels

52-AAHC

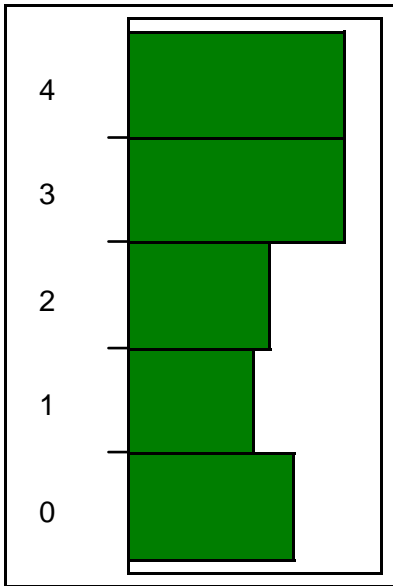


Frequencies

Level	Count	Prob
0	15	0.13
1	18	0.15
2	18	0.15
3	23	0.20
4	43	0.37
Total	117	1.00

N Missing
1
5 Levels

53-ADCS

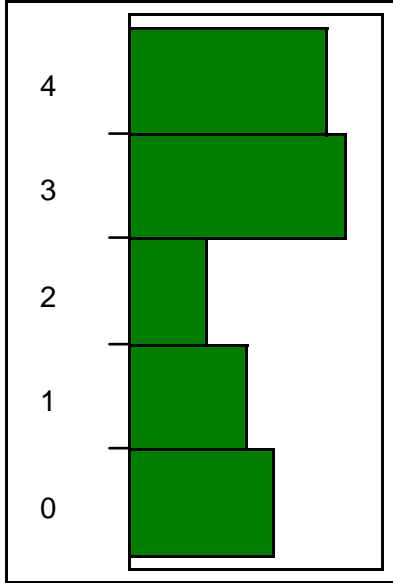


Frequencies

Level	Count	Prob
0	22	0.19
1	17	0.15
2	19	0.16
3	29	0.25
4	29	0.25
Total	116	1.00

N Missing
2
5 Levels

54-AWCS

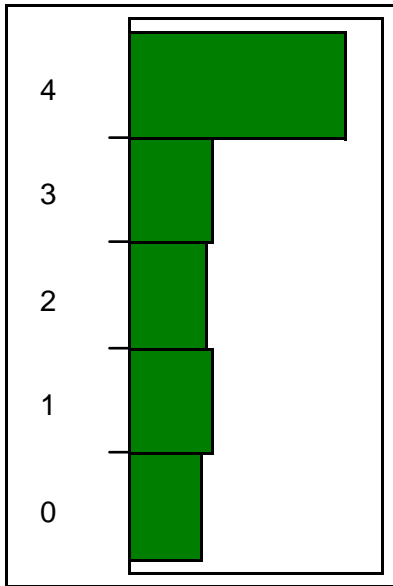


Frequencies

Level	Count	Prob
0	22	0.19
1	18	0.16
2	12	0.10
3	33	0.29
4	30	0.26
Total	115	1.00

N Missing
3
5 Levels

55-CLBH



Frequencies

Level	Count	Prob
0	16	0.14
1	18	0.16
2	17	0.15
3	18	0.16
4	47	0.41
Total	116	1.00

N Missing
2
5 Levels

56-MIHC

Frequencies

Level

#55

1

Access to affordable and available health care services

Adequacy

Available to all

Cultural and language barriers - because of growing Hispanic population.

Dental

Each health care office should provide their own interpreters

Education about health care system and medical interpreter

I don't know

I don't know.

I know they have trouble communicating.

If someone comes here, they should use existing care

Language

Language barrier, ignorance

Language barrier-not enough bi-lingual people

Language barriers become an issue the community needs to address this problem and health care providers

Language not understanding

Need for bilingual educators, health care workers is drastically increasing.

Not sure

People don't seek treatment needed due to cost - not good

The language

Tyson - pick up tab for illegals.

Tyson - do English classes

access to health care services.

affordable health care services

all are important there. There is a problem with the multicultures and communication.

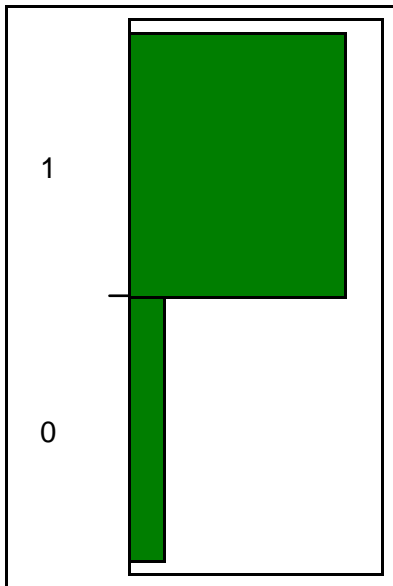
all the above

appointments (waiting)

Level
 as above
 awareness of cultural norms for all and improvements in individual health. Hispanic families are too often afraid of gov. programs and etc.
 awareness of health care services
 don't know
 don't know.
 health care
 knowing where to get services and language barriers
 language and cultural problem
 language barrier
 language barrier needs to be removed.
 language barrier- inability to communicate symptoms
 language barrier; spanish speaking citizens
 language barriers--need more people who are bi-lingual
 language barriers. It seems that whites don't want to learn spanish & Hispanics don't want to learn English.
 language barriers. Not enough by lingual people
 language--barriers--not enoug bi-lingual people
 las barreras culturales del idioma
 n/a
 need to learn to speak english
 not sure
 probably language barriers. Many locals do not want to learn new languages. The newcomer should learn English.
 schooling need to learn english
 to me the language barrier is a problem which should be directed to the multicultural people--they need to learn english, period.
 Total

N Missing
 64
 51 Levels

57A-WFLGA



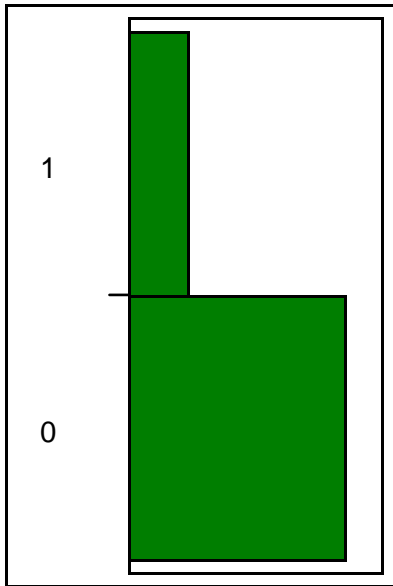
1=YES

Frequencies

Level	Count	Prob
0	15	0.14
1	93	0.86
Total	108	1.00

N Missing
 10
 2 Levels

57B-WFLGB

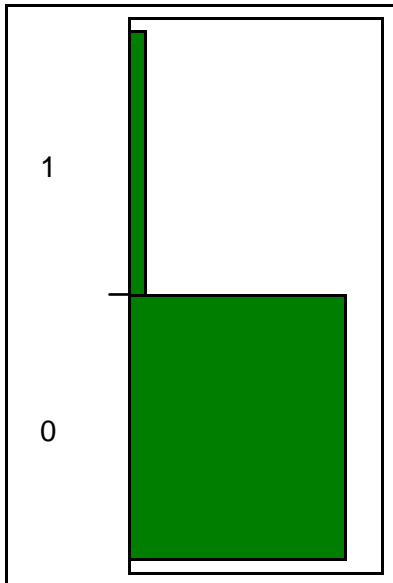


Frequencies

Level	Count	Prob
0	77	0.79
1	21	0.21
Total	98	1.00

N Missing
20
2 Levels

57C-WFLGC

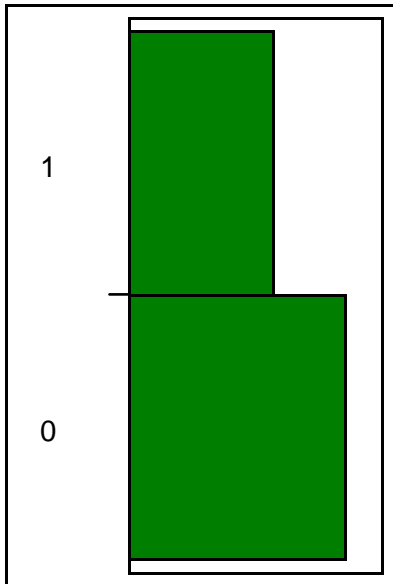


Frequencies

Level	Count	Prob
0	87	0.93
1	7	0.07
Total	94	1.00

N Missing
24
2 Levels

57D-WFLGD

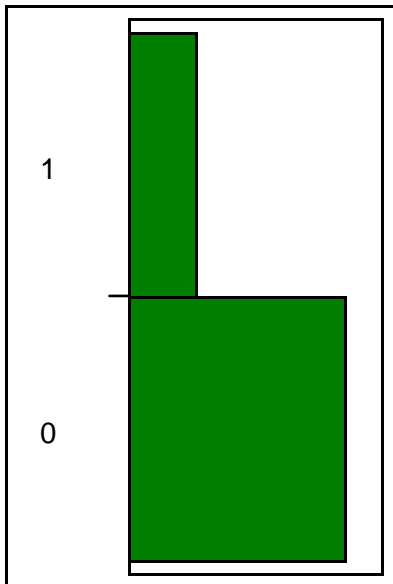


Frequencies

Level	Count	Prob
0	62	0.60
1	41	0.40
Total	103	1.00

N Missing
15
2 Levels

57E-WFLGE



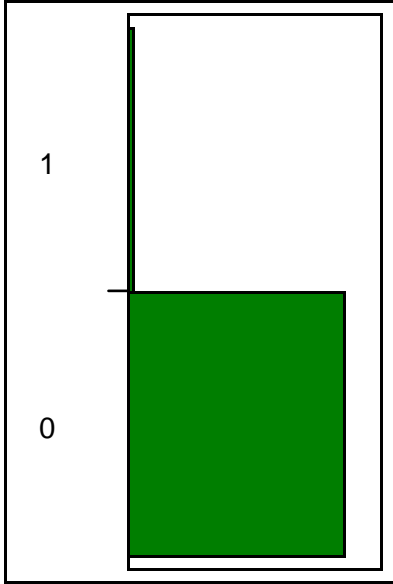
Frequencies

Level	Count	Prob
0	75	0.77
1	23	0.23
Total	98	1.00

N Missing
20

2 Levels

57F-WFLGF

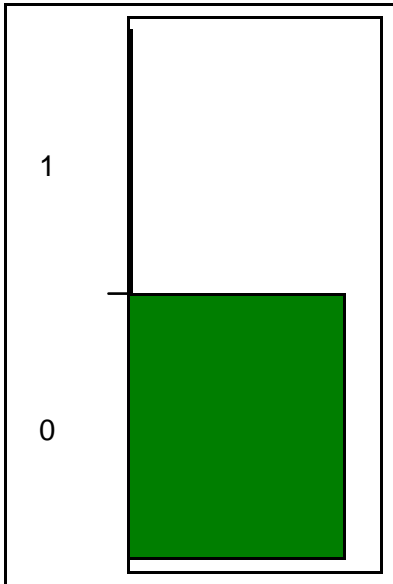


Frequencies

Level	Count	Prob
0	92	0.97
1	3	0.03
Total	95	1.00

N Missing
23
2 Levels

57G-WFLGG



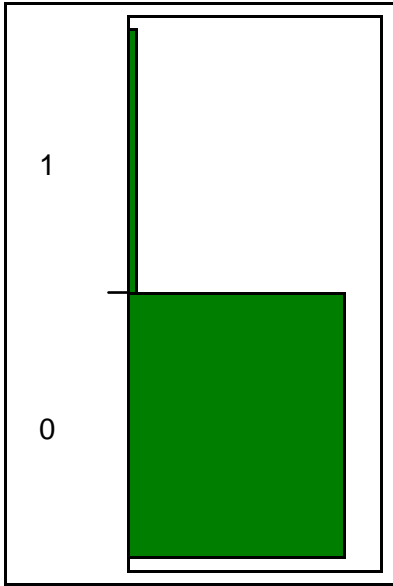
Frequencies

Level	Count	Prob
0	91	0.98
1	2	0.02
Total	93	1.00

N Missing

25
2 Levels

57H-WFLGH

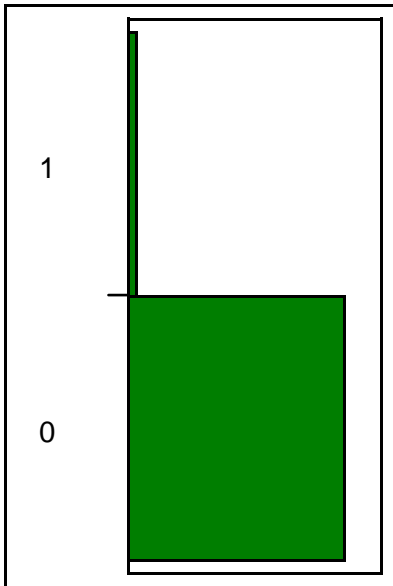


Frequencies

Level	Count	Prob
0	90	0.96
1	4	0.04
Total	94	1.00

N Missing
24
2 Levels

57I-WFLGI

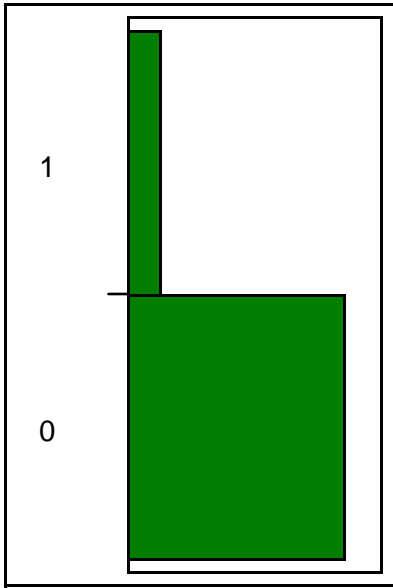


Frequencies

Level	Count	Prob
0	89	0.96
1	4	0.04
Total	93	1.00

N Missing
25
2 Levels

57J-WFLGJ

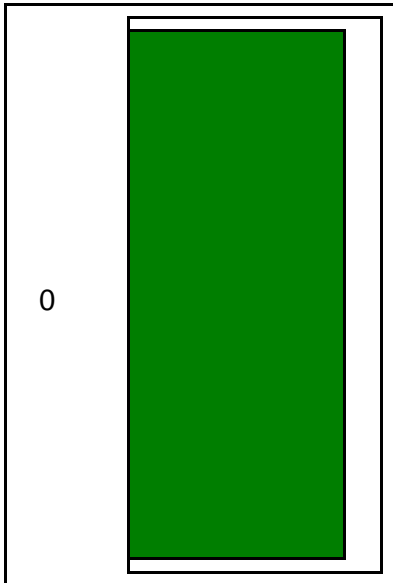


Frequencies

Level	Count	Prob
0	81	0.87
1	12	0.13
Total	93	1.00

N Missing
25
2 Levels

57K-WFLGK

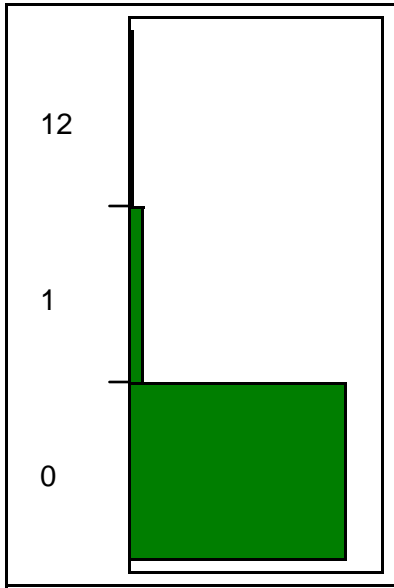


Frequencies

Level	Count	Prob
0	93	1.00
Total	93	1.00

N Missing
25
1 Levels

57L-WFLGL



Frequencies

Level	Count	Prob
0	86	0.92
1	6	0.06
12	1	0.01
Total	93	1.00

N Missing
25
3 Levels

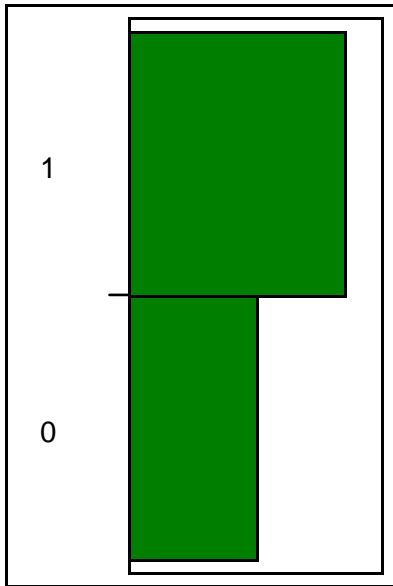
57M-WFLGM

Frequencies

Level	Count	Prob
Dentist	1	0.01
HMO in California	1	0.01
I haven't	1	0.01
cardeologist	1	0.01
na	72	0.89
out of country dr.	1	0.01
physical therapist	1	0.01
physival therapist	1	0.01
prayer	1	0.01
relta B	1	0.01
Total	81	1.00

N Missing
37
10 Levels

58A-WRHEA

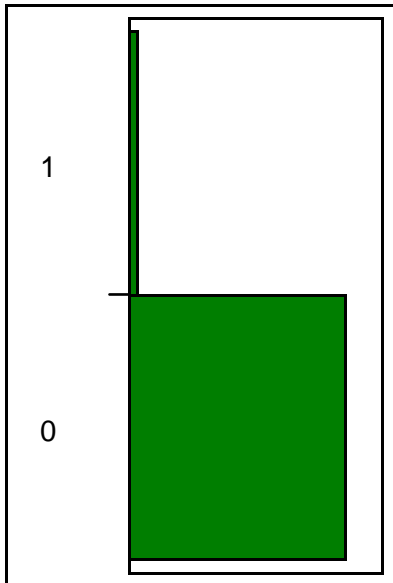


Frequencies

Level	Count	Prob
0	38	0.37
1	64	0.63
Total	102	1.00

N Missing
16
2 Levels

58B-WRHEB

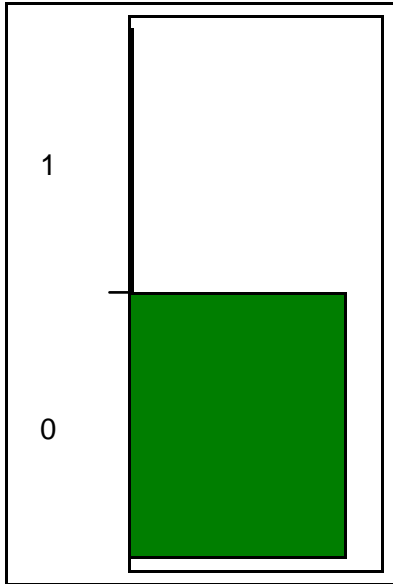


Frequencies

Level	Count	Prob
0	89	0.96
1	4	0.04
Total	93	1.00

N Missing
25
2 Levels

58C-WRHEC

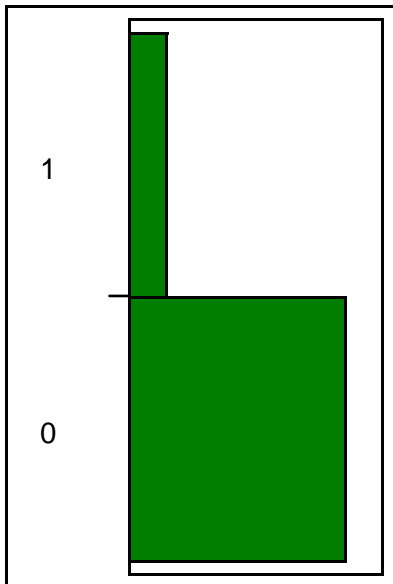


Frequencies

Level	Count	Prob
0	91	0.98
1	2	0.02
Total	93	1.00

N Missing
25
2 Levels

58D-WRHED



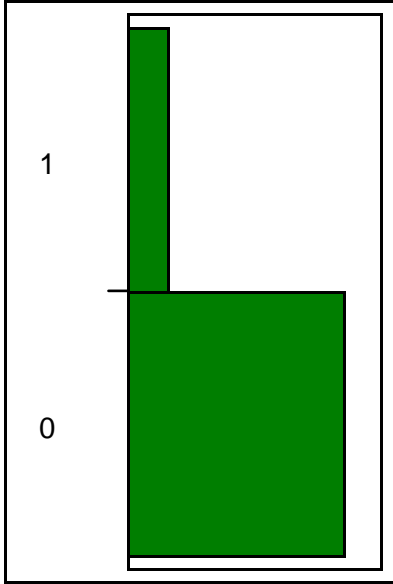
Frequencies

Level	Count	Prob
0	79	0.85
1	14	0.15
Total	93	1.00

N Missing
25

2 Levels

58E-WRHEE

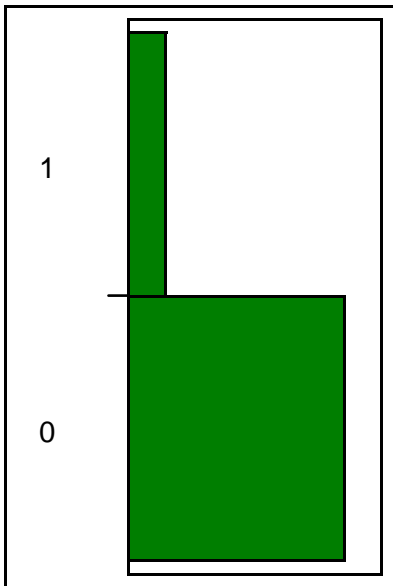


Frequencies

Level	Count	Prob
0	81	0.84
1	15	0.16
Total	96	1.00

N Missing
22
2 Levels

58F-WRHEF



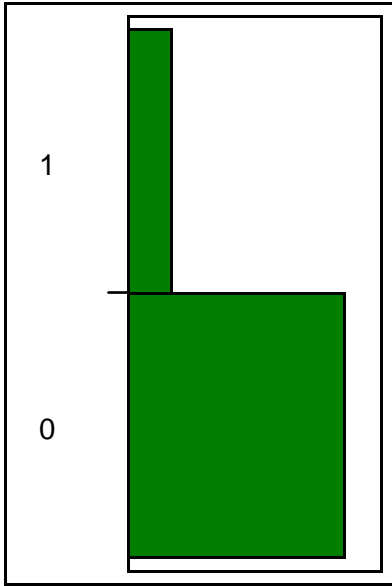
Frequencies

Level	Count	Prob
0	80	0.85
1	14	0.15
Total	94	1.00

N Missing

24
2 Levels

58G-WRHEG

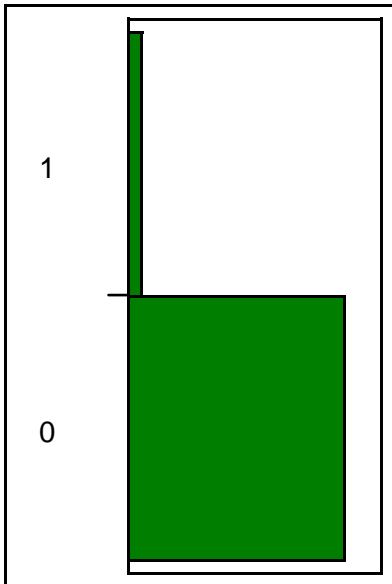


Frequencies

Level	Count	Prob
0	82	0.83
1	17	0.17
Total	99	1.00

N Missing
19
2 Levels

58H-WRHEH

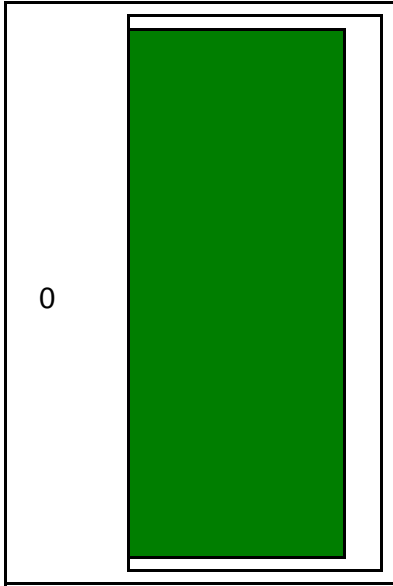


Frequencies

Level	Count	Prob
0	88	0.94
1	6	0.06
Total	94	1.00

N Missing
24
2 Levels

58I-WRHEI

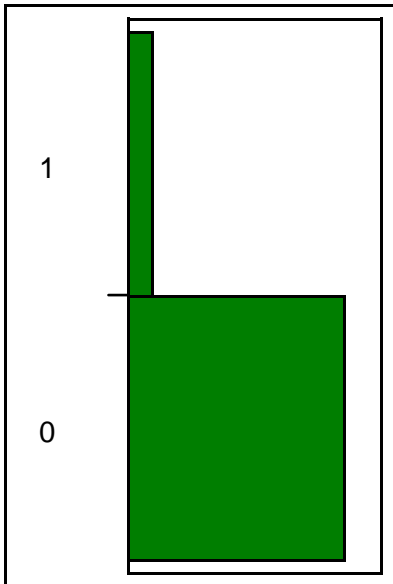


Frequencies

Level	Count	Prob
0	92	1.00
Total	92	1.00

N Missing
26
1 Levels

58J-WRHEJ



Frequencies

Level	Count	Prob
0	81	0.90
1	9	0.10
Total	90	1.00

N Missing
28
2 Levels

58K-WRHEK

Frequencies

Level	Count	Prob
Burned at Tysons. Daughter got real sick at app. 3	1	0.01
Chald has asthma	1	0.01
Child had seizures	1	0.01
Daughter had an injury	1	0.01
Doctor would not see sent straight to hospita	1	0.01
Middle of night	1	0.01
daughter was sick	1	0.01
doctor referral	1	0.01
heart attack	1	0.01
na	70	0.86
needed emergency care for severe laceration	1	0.01
surgery	1	0.01
Total	81	1.00

N Missing
37
12 Levels

59-TOP3

Frequencies

Level

#Error

-mental health care

-affordable ER care

-lack of inf. On health care for comm.

-trouble finding good doctors that accept our insurance

-local clinic appts. Take to long to sit 7 wait because they overbook.

Usually for same \$ & less wait you can drive out of town & see specialist.

1. Cost of health care; 2. Unknown; 3. Unknown

1. Cost of visist and medication

1. Need exercise; 2. Cost of medical care and prescriptions; 3. Place for young kids to play

1. Need of new hospital; 2. Medication costs

1. Obesity and the many problems associated with lack of exercise and nutritional values; 2. Alcohol and various similar; 3. Low income families (hispanic and caucasian) have fewer positive interactions with private care and preventive care. Therefore, re Affordable insurance

Affordable prescriptions

Availability to get a doctor appointment.

Asthma

Dental

Health care for adults (no insurance)

Availability of services when required.

Being able to go to Senior Center, clinic, hospital.

Cancer

Heart attack

Stroke

Childcare for moms to exercise, rehabilitation, more education and promotion of available services

Cost of Medications

Cost of health insurance, cost of medical care

Cost of insurance and limits of coverage.

Diabetes

Diabetes

Cancer

Downs syndrome

Emergency room

Level
Private doctors

Money, money
Emergency room cost and care.

Insurance and Medicare providers care and cost

Doctors leaving the area.
Getting in to see the doctor when sick. Finding a doctor that is approved for health plan.
Heart disease

Diabetes

Cancer
High MD visit costs; High price of insurance; quality of health care
Hospital insurance keep increasing but pays less.
I guess our hospital does a good enough job toward emergency issues for is you need to go elsewhere for heart, burns, etc., they will get the patient there
Medical awareness, easier access to medical prevention.
Mental Health, adequate hospital, cost of drugs
More information on birth control options; affordable dental care for the uninsured
Need cardiologist in the community

Not sure

Not sure
Not sure.
Possibility of closure of our hospitals- Inadequate dental care for kidson ARKIDS 1st-expensesof Rx
Surgery cost

Doctor and hospital

S/B lowered when cost is not covered by insurance.
affordability and availability
affordability health insurance; affordability doctor visit; affordability of perscriptions
affordability; location
affordable health insurance; health services that accept medicare
affordability; avability [?]; accessibility
being able to afford care when it's needed with the price of medical insurance going up so much
bladder cancer; aids; elderly care--need help
cancer; diabetes; heart disease
cancer; heart problems; providing health care for seniors
cost free perscriptions; quality hospitals; hmo plan
cost of health care.
cost of medical coverage and excess that insurance does not cover
doctor takes too long to see you.
drugs; medical cost; p-drug cost
drug abuse,
drug rehab
emergency care; gp
emergency medical transportation; access to medical emergency facilities; disease control
emergency room
everyone shold have health care regardless of cultural or money problems
for self.
1. Getting perscriptions filled
2. No supplemented insurance &
3. For community getting perscriptions filled &
4. Getting to doctor.
gen we are satisfied
having health insurance

having enough health insurance

dental health
health insurance

affordable health care

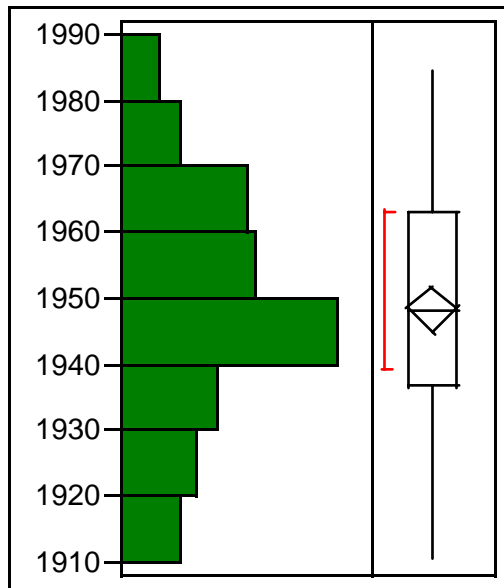
affordable perscriptions
heart; smoking; old age
insurance options; substance abuse; cost of long term disability
medical cost

Level
alcoholism

drug abuse
mental health (Asperger's Syn) Natural/dietary treatment and prevention
no hospital; need more clinics; no place for emergencies
no insurance--get into hospital; glaucoma
not sure
prescription drugs; rules for access to services are too restrictive; as a newcomer, I observe obesity and smoking
prescription cost; insurance cost; prevention
tb; hiv
too long to get appointment when sick
Total

N Missing
49
69 Levels

60-YEAR



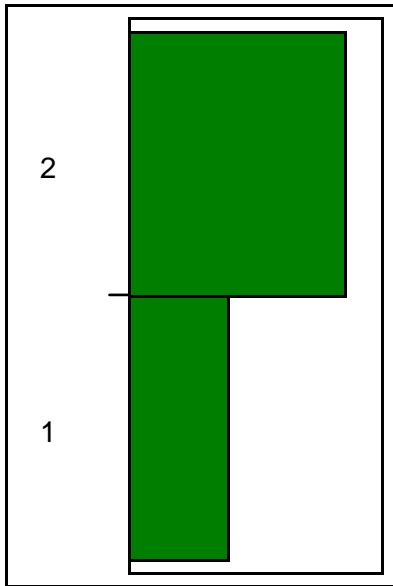
Quantiles

100.0%	maximum	1984.0
99.5%		1984.0
97.5%		1982.3
90.0%		1974.2
75.0%	quartile	1962.8
50.0%	median	1948.0
25.0%	quartile	1936.5
10.0%		1921.0
2.5%		1914.7
0.5%		1911.0
0.0%	minimum	1911.0

Moments

Mean	1948.2685
Std Dev	17.972776
Std Err Mean	1.7294312
upper 95% Mean	1951.6969
lower 95% Mean	1944.8401
N	108

61-SEX

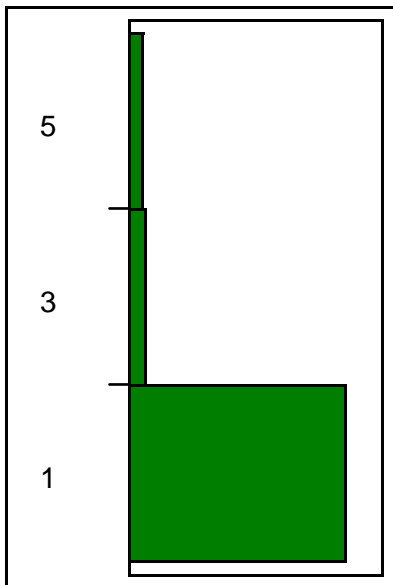


Frequencies

Level	Count	Prob
1	35	0.31
2	77	0.69
Total	112	1.00

N Missing
6
2 Levels

62-PREI



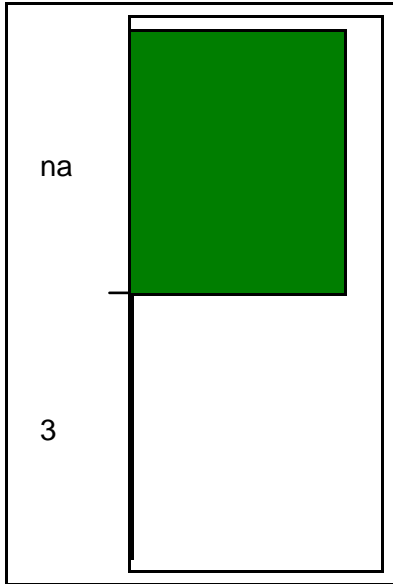
Frequencies

Level	Count	Prob
1	94	0.88
3	7	0.07
5	6	0.06
Total	107	1.00

N Missing
11

3 Levels

62A-PREIA

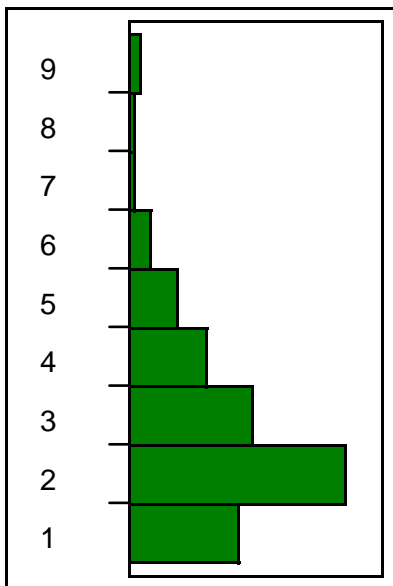


Frequencies

Level	Count	Prob
3	1	0.01
na	76	0.99
Total	77	1.00

N Missing
41
2 Levels

63-HMPH



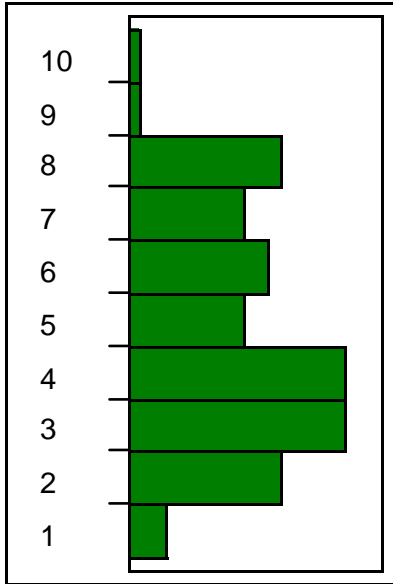
Frequencies

Level	Count	Prob
1	20	0.18
2	39	0.35
3	22	0.20
4	14	0.13
5	9	0.08

Level	Count	Prob
6	4	0.04
7	1	0.01
8	1	0.01
9	2	0.02
Total	112	1.00

N Missing
6
9 Levels

64-HILY

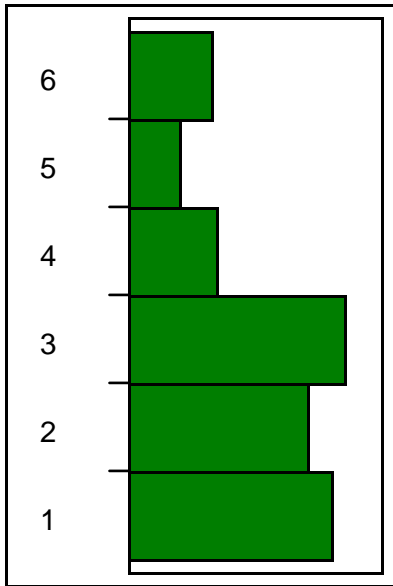


Frequencies

Level	Count	Prob
1	3	0.03
2	12	0.13
3	17	0.18
4	17	0.18
5	9	0.10
6	11	0.12
7	9	0.10
8	12	0.13
9	1	0.01
10	1	0.01
Total	92	1.00

N Missing
26
10 Levels

65-HLSC

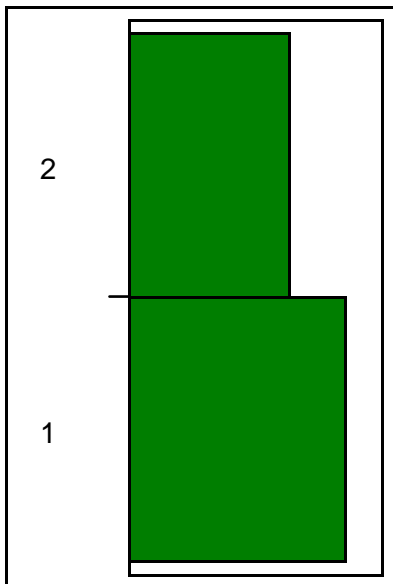


Frequencies

Level	Count	Prob
1	27	0.25
2	24	0.22
3	29	0.26
4	12	0.11
5	7	0.06
6	11	0.10
Total	110	1.00

N Missing
8
6 Levels

66-CEMP

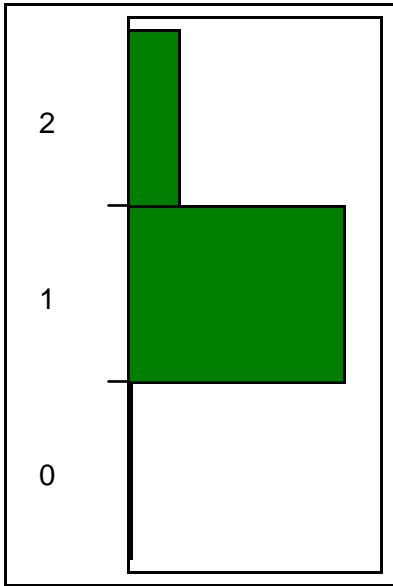


Frequencies

Level	Count	Prob
1	64	0.58
2	47	0.42
Total	111	1.00

N Missing
7
2 Levels

67A-CHIP

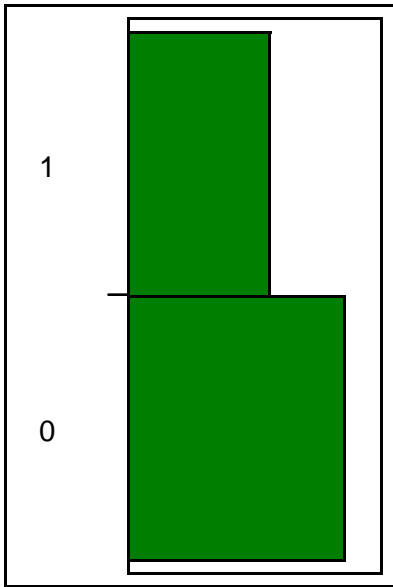


Frequencies

Level	Count	Prob
0	1	0.01
1	89	0.80
2	21	0.19
Total	111	1.00

N Missing
7
3 Levels

67AA-CHIPA



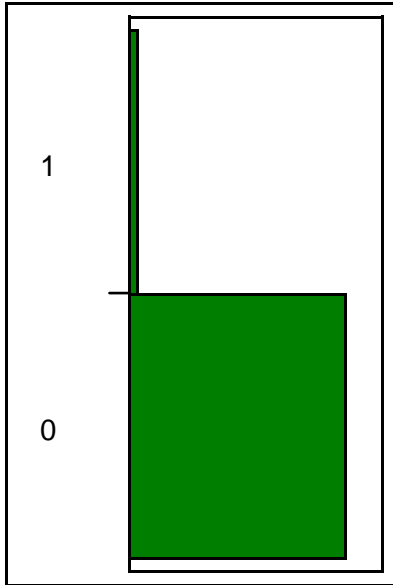
Frequencies

Level	Count	Prob
0	46	0.61
1	30	0.39

Level	Count	Prob
1	30	0.39
Total	76	1.00

N Missing
42
2 Levels

67B-CHIPB

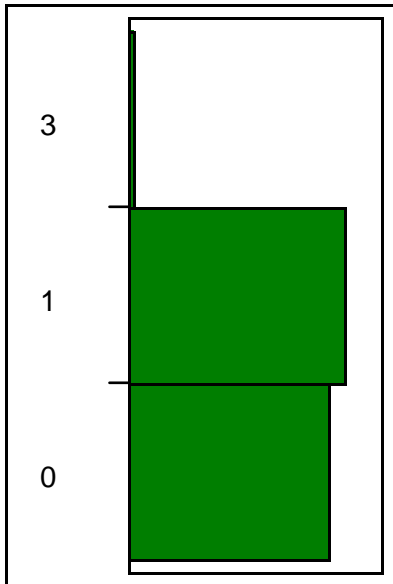


Frequencies

Level	Count	Prob
0	72	0.96
1	3	0.04
Total	75	1.00

N Missing
43
2 Levels

67C-CHIPC

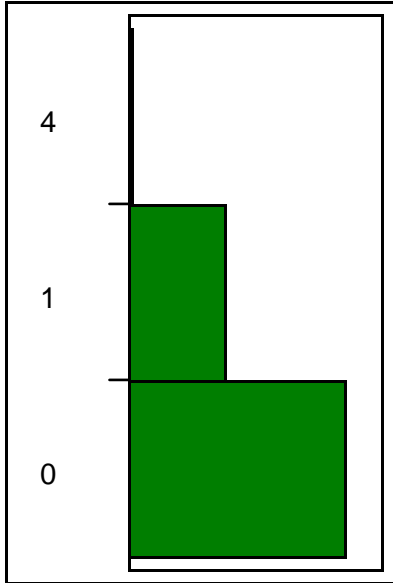


Frequencies

Level	Count	Prob
0	37	0.47
1	40	0.51
3	1	0.01
Total	78	1.00

N Missing
40
3 Levels

67D-CHIPD



Frequencies

Level	Count	Prob
0	56	0.68
1	25	0.30
4	1	0.01
Total	82	1.00

N Missing
36
3 Levels

67E-CHIPE

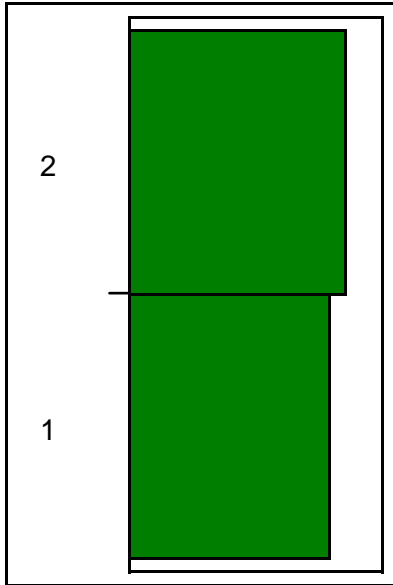
Frequencies

Level	Count	Prob
2	1	0.01
6EHA	1	0.01
GEHA	1	0.01
Golden Rule	1	0.01
Kaiser	1	0.01
NRECA	1	0.01
Sterling, option 1	1	0.01
Tyson	4	0.05
Tyson Group Health	1	0.01
Tyson Ins	1	0.01
Tyson Insurance	1	0.01
Tyson's	1	0.01
Tyson's insurance	1	0.01
aarp	1	0.01
altna str	1	0.01
hmo-kaiser in calif.	1	0.01
medicare-no supplement	1	0.01
military	1	0.01
na	46	0.61
none	1	0.01
nreca	1	0.01

Level	Count	Prob
teachers (all)	1	0.01
tyson	2	0.03
tyson company insurance	1	0.01
tyson insurance	1	0.01
tyson's in.	1	0.01
Total	75	1.00

N Missing
43
26 Levels

68-DPND

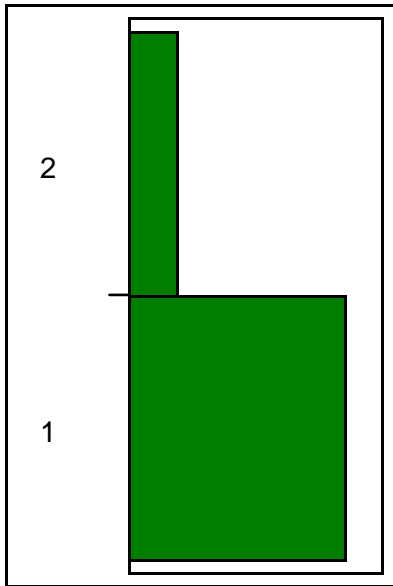


Frequencies

Level	Count	Prob
1	45	0.48
2	49	0.52
Total	94	1.00

N Missing
24
2 Levels

69-DCHI

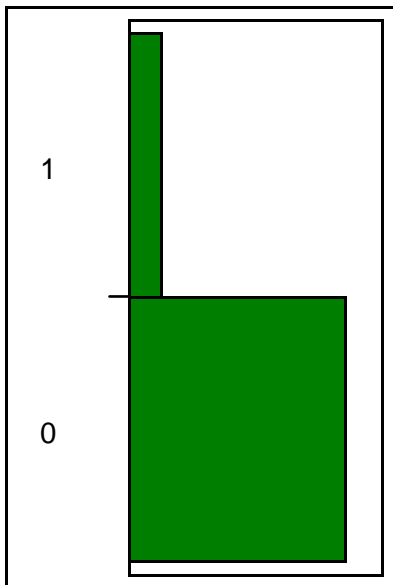


Frequencies

Level	Count	Prob
1	44	0.81
2	10	0.19
Total	54	1.00

N Missing
64
2 Levels

69A-DCHIA

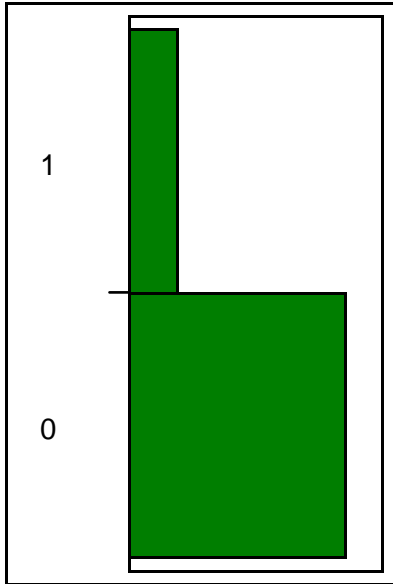


Frequencies

Level	Count	Prob
0	32	0.86
1	5	0.14
Total	37	1.00

N Missing
81
2 Levels

69B-DCHIB

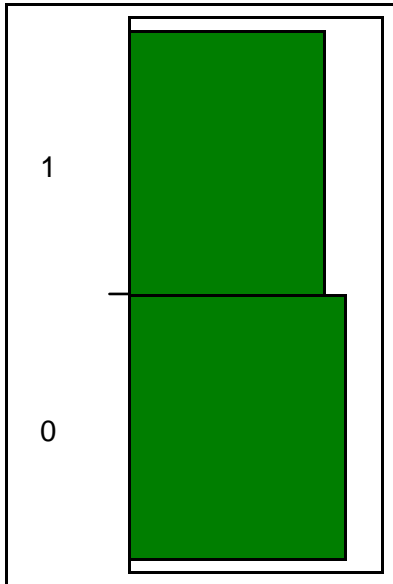


Frequencies

Level	Count	Prob
0	31	0.82
1	7	0.18
Total	38	1.00

N Missing
80
2 Levels

69C-DCHIC



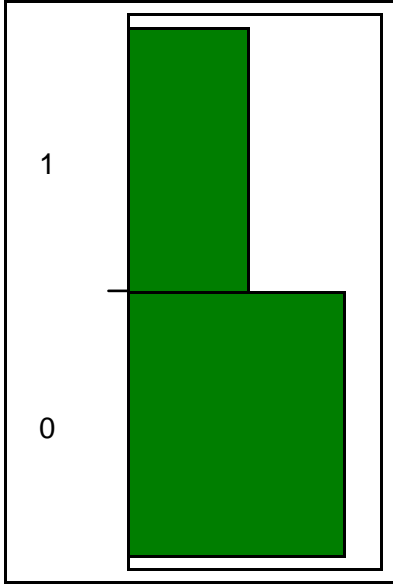
Frequencies

Level	Count	Prob
0	20	0.53
1	18	0.47
Total	38	1.00

N Missing
80

2 Levels

69D-DCHID



Frequencies

Level	Count	Prob
0	27	0.64
1	15	0.36
Total	42	1.00

N Missing
76
2 Levels

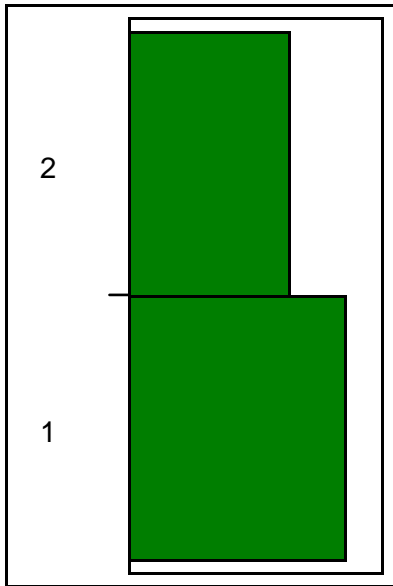
69E-DCHIE

Frequencies

Level	Count	Prob
ARKids	1	0.02
ArKids	4	0.10
Arkids 1st	1	0.02
Kaiser Permanente	1	0.02
NRECA	1	0.02
Tyson	3	0.07
Tyson Ins	1	0.02
Tyson Insurance	1	0.02
Tyson's	1	0.02
altna str	1	0.02
na	19	0.45
same	2	0.05
teachers (all)	1	0.02
tri-care	1	0.02
tyson	2	0.05
tyson company insurance	1	0.02
tyson's in.	1	0.02
Total	42	1.00

N Missing
76
17 Levels

70-IBAM

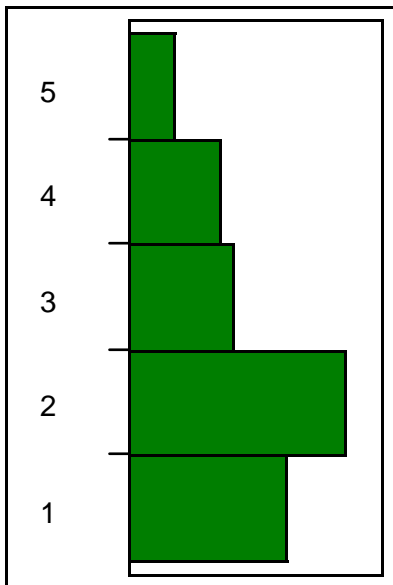


Frequencies

Level	Count	Prob
1	62	0.57
2	46	0.43
Total	108	1.00

N Missing
10
2 Levels

71-WPPC



Frequencies

Level	Count	Prob
1	24	0.26
2	33	0.35
3	16	0.17
4	14	0.15
5	7	0.07
Total	94	1.00

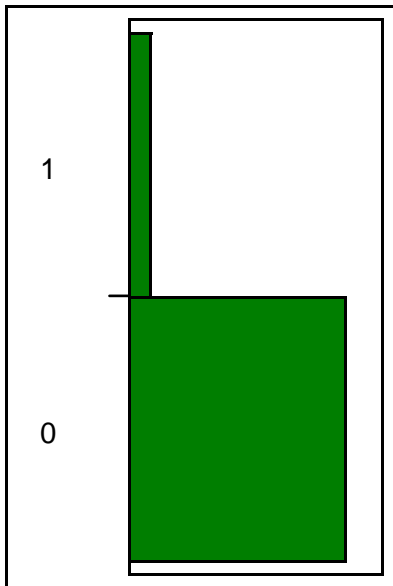
N Missing
24
5 Levels

71A-WPPCA Frequencies

Level	Count	Prob
0	1	0.01
1	3	0.04
I pay all of it	1	0.01
Medicare	5	0.07
State	1	0.01
medicare	5	0.07
na	51	0.72
other	1	0.01
spouse employer pays all	1	0.01
unable to pay copays	1	0.01
va	1	0.01
Total	71	1.00

N Missing
47
11 Levels

72A-AEMPA

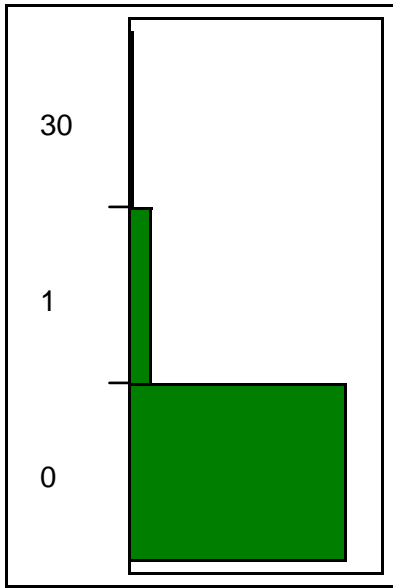


Frequencies

Level	Count	Prob
0	82	0.90
1	9	0.10
Total	91	1.00

N Missing
27
2 Levels

72B-AEMPB

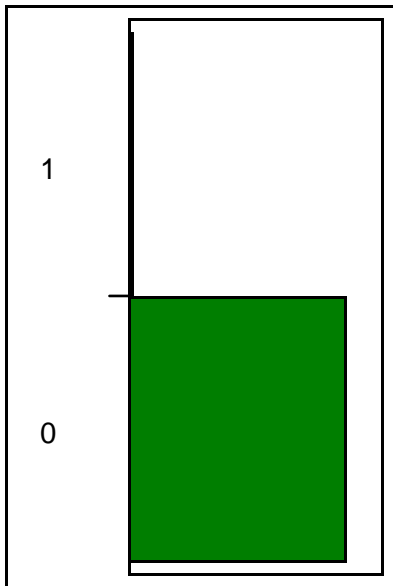


Frequencies

Level	Count	Prob
0	83	0.89
1	9	0.10
30	1	0.01
Total	93	1.00

N Missing
25
3 Levels

72C-AEMPC



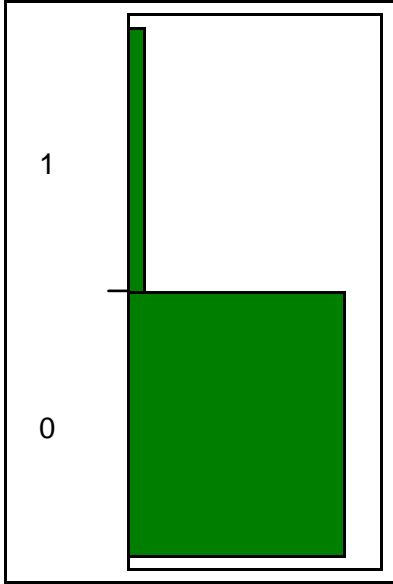
Frequencies

Level	Count	Prob
0	89	0.98
1	2	0.02
Total	91	1.00

N Missing
27

2 Levels

72D-AEMPD

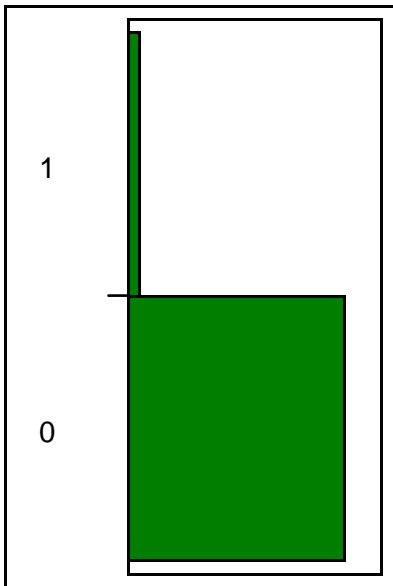


Frequencies

Level	Count	Prob
0	84	0.92
1	7	0.08
Total	91	1.00

N Missing
27
2 Levels

72E-AEMPE



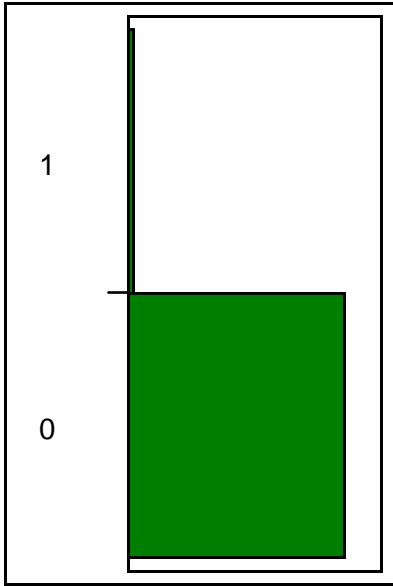
Frequencies

Level	Count	Prob
0	87	0.95
1	5	0.05
Total	92	1.00

N Missing

26
2 Levels

72F-AEMPD

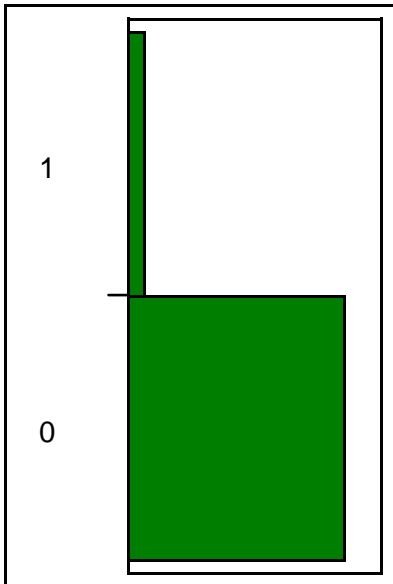


Frequencies

Level	Count	Prob
0	88	0.97
1	3	0.03
Total	91	1.00

N Missing
27
2 Levels

72G-AEMPE

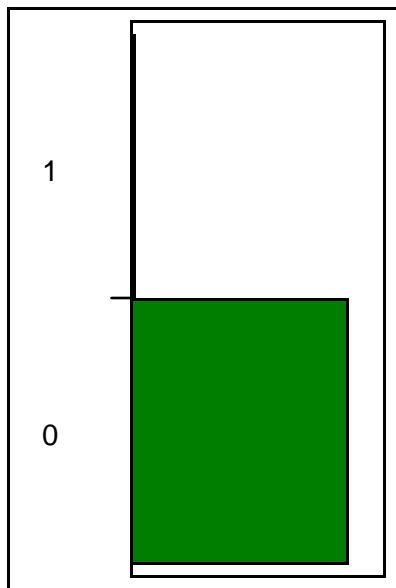


Frequencies

Level	Count	Prob
0	86	0.92
1	7	0.08
Total	93	1.00

N Missing
25
2 Levels

72H-AEMPF

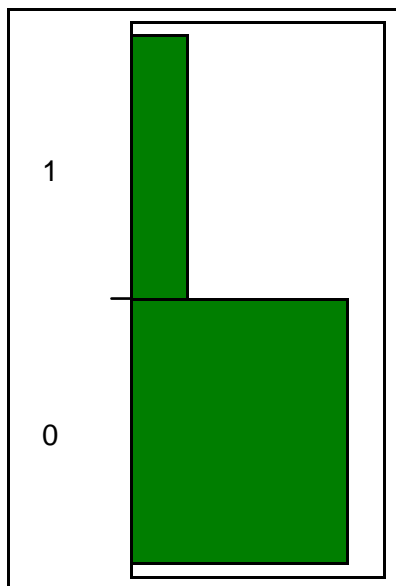


Frequencies

Level	Count	Prob
0	89	0.98
1	2	0.02
Total	91	1.00

N Missing
27
2 Levels

72I-AEMPG

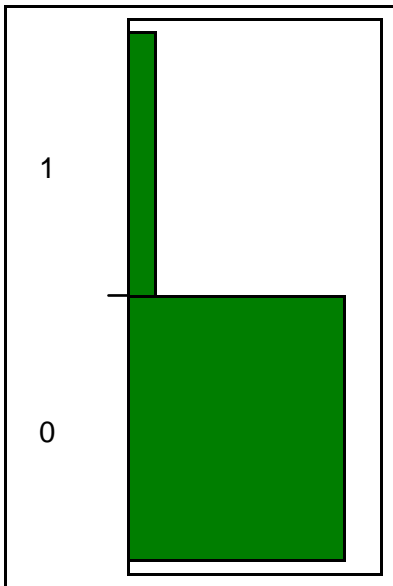


Frequencies

Level	Count	Prob
0	77	0.79
1	20	0.21
Total	97	1.00

N Missing
21
2 Levels

72J-AEMPH

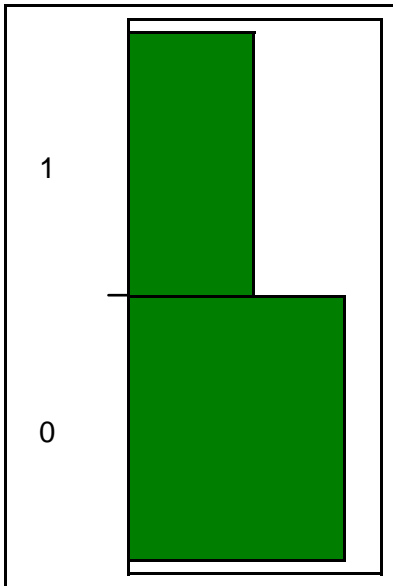


Frequencies

Level	Count	Prob
0	82	0.88
1	11	0.12
Total	93	1.00

N Missing
25
2 Levels

72K-AEMPI



Frequencies

Level	Count	Prob
0	60	0.63
1	35	0.37

Level	Count	Prob
Total	95	1.00

N Missing
23
2 Levels

72L-AEMPJ Frequencies

Level	Count	Prob
0	1	0.01
Cleaning service	1	0.01
Moten & vending	1	0.01
Self employed -cleaning	1	0.01
Water treatment	1	0.01
disability	1	0.01
disabled	1	0.01
na	68	0.84
offshore oil	1	0.01
recreational	1	0.01
retail	1	0.01
self employed	1	0.01
self employed HVACR	1	0.01
service	1	0.01
Total	81	1.00

N Missing
37
14 Levels

73-Additional comments

Frequencies

Level

Concern for the uninsured with medical costs

I don't believe the cancer issue was included and knowledge of treatment, etc. needs to be addressed in this area.

I think I covered it all.

I work in the medical field. I have co-paid insurance but prescriptions are still expensive--even for me. Prevention should be a key issue for all of us, no matter how old we are.

If people could get more assistance with their medicines it would help a lot.

Need more info. On health care options for the community

Thanks

Walmart does sponsorship to get Hispanic legal - Tyson needs to do this.

Would like to see walking or hiking paths in city. More community projects to promote a healthy lifestyle.

cost of glasses prevent many from obtaining glasses as well as hearing devices.

finding way to pay for new glases & good eye case

no comment

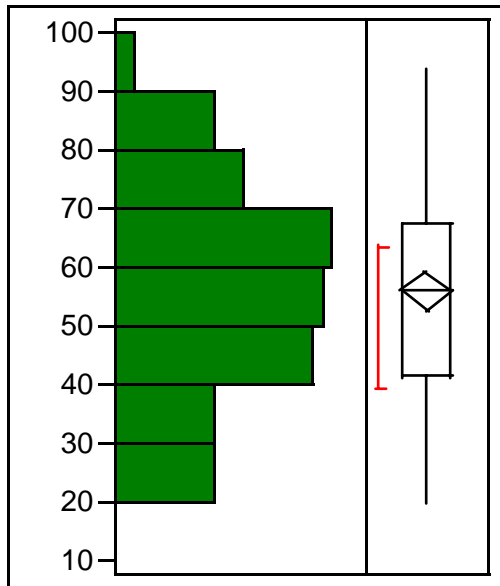
wish you had a kaiser facility

Total

N Missing
105
13 Levels

Distributions

Age



Quantiles

100.0%	maximum	93.000
99.5%		93.000
97.5%		89.275
90.0%		83.000
75.0%	quartile	67.500
50.0%	median	56.000
25.0%	quartile	41.250
10.0%		29.800
2.5%		21.725
0.5%		20.000
0.0%	minimum	20.000

Moments

Mean	55.731481
Std Dev	17.972776
Std Err Mean	1.7294312
upper 95% Mean	59.159877
lower 95% Mean	52.303086
N	108

***The four-county community health needs survey
was made possible through a grant from the
CommunityCare Foundation of Springdale, Arkansas.***

For additional information about our:

- Four-County Community Health Needs Assessment 2004
- - Benton County
 - Carroll County
 - Madison County
 - Washington County
- 2004 County Responses
- 2004 County Distribution Charts
- Dataset Information
- Great Links

Visit the website:

<http://www.nwahealth.org>


This document utilized the dataset provided by the University of Arkansas, Social Work Research Center

Melissa Jackson, MS, CHES
University of Arkansas
Department of Health Science
Fayetteville, Arkansas

January 22, 2005

Project Partners included:

BCCC
Benton
County
Community



C.C.R.C.
Carroll County
Resource Council

University of
Arkansas
Social Work
Research Center

